



PRODUCT GUIDE



VENTLESS COOKING SOLUTIONS

**BUILT-IN/DROP-IN WARMERS • MODULAR DRY WELL
REFRIGERATED & DUAL TEMP PANS • ICE COOLED PANS
HALF-SIZE CONVECTION OVENS • FRYERS
GRIDDLES • CHARBROILERS • HOT PLATES
DRAWER WARMERS • WAFFLE BAKERS & MORE!**

Алматы (727)345-47-04
Ангарск (3955)60-70-56
Архангельск (8182)63-90-72
Астрахань (8512)99-46-04
Барнаул (3852)73-04-60
Белгород (4722)40-23-64
Благовещенск (4162)22-76-07
Брянск (4832)59-03-52
Владивосток (423)249-28-31
Владикавказ (8672)28-90-48
Владимир (4922)49-43-18
Волгоград (844)278-03-48
Вологда (8172)26-41-59
Воронеж (473)204-51-73
Екатеринбург (343)384-55-89

Иваново (4932)77-34-06
Ижевск (3412)26-03-58
Иркутск (395)279-98-46
Казань (843)206-01-48
Калининград (4012)72-03-81
Калуга (4842)92-23-67
Кемерово (3842)65-04-62
Киров (8332)68-02-04
Коломна (4966)23-41-49
Кострома (4942)77-07-48
Краснодар (861)203-40-90
Красноярск (391)204-63-61
Курск (4712)77-13-04
Курган (3522)50-90-47
Липецк (4742)52-20-81

Магнитогорск (3519)55-03-13
Москва (495)268-04-70
Мурманск (8152)59-64-93
Набережные Челны (8552)20-53-41
Нижний Новгород (831)429-08-12
Новокузнецк (3843)20-46-81
Новосибирск (3496)41-32-12
Новосибирск (383)227-86-73
Омск (3812)21-46-40
Орел (4862)44-53-42
Оренбург (3532)37-68-04
Пенза (8412)22-31-16
Петрозаводск (8142)55-98-37
Псков (8112)59-10-37
Пермь (342)205-81-47

Ростов-на-Дону (863)308-18-15
Рязань (4912)46-61-64
Самара (846)206-03-16
Санкт-Петербург (812)309-46-40
Саратов (845)249-38-78
Севастополь (8692)22-31-93
Саранск (8342)22-96-24
Симферополь (3652)67-13-56
Смоленск (4812)29-41-54
Сочи (862)225-72-31
Ставрополь (8652)20-65-13
Сургут (3462)77-98-35
Сыктывкар (8212)25-95-17
Тамбов (4752)50-40-97
Тверь (4822)63-31-35

Тольятти (8482)63-91-07
Томск (3822)98-41-53
Тула (4872)33-79-87
Тюмень (3452)66-21-18
Ульяновск (8422)24-23-59
Улан-Удэ (3012)59-97-51
Уфа (347)229-48-12
Хабаровск (4212)92-98-04
Чебоксары (8352)28-53-07
Челябинск (351)202-03-61
Череповец (8202)49-02-64
Чита (3022)38-34-83
Якутск (4112)23-90-97
Ярославль (4852)69-52-93

Россия +7(495)268-04-70

Казахстан +7(727)345-47-04

Беларусь +375(257)127-884

Узбекистан +998(71)205-18-59

Киргизия +996(312)96-26-47

<https://wells.nt-rt.ru/> || wse@nt-rt.ru

Table of Contents

Ventless Solutions..... 1-15

Universal Ventless Hoods (WVU).....	5
VCS 2000 Ventless Cooking Systems.....	6-11
Ventless Hood with Convection Oven Base (VCS).....	8
Ventless Hood with Drawer Warmer Base (VCS).....	9
Ventless Hood with Cabinet Base (VCS).....	10
Compact Ventless Hood with Fryer	12-13
Countertop Ventless Hoods.....	14-15
Canopy Ventless Hoods	14-15
Ventless Hood Accessories	11

Built-In/Drop-In Warmers 16-39

Warmers, Modular Dry Well.....	18-19
Warmers, Single Pan, Top-Mount, Insulated 12" x 20"	20
Warmers, Single Pan, Top-Mount, Insulated 12" x 27"	20
Warmers, Two Pan, Top-Mount, Insulated 12" x 20"	21
Warmers, Two Pan, Top-Mount, Insulated 12" x 27"	21
Warmers, Three Pan, Top-Mount, Insulated 12" x 20"	22
Warmers, Three Pan, Top-Mount, Insulated 12" x 27"	22
Warmers, Four Pan, Top-Mount, Insulated 12" x 20"	23
Warmers, Four Pan, Top-Mount, Insulated 12" x 27"	23
Warmers, Five Pan, Top-Mount, Insulated 12" x 20"	24
Warmers, Five Pan, Top-Mount, Insulated 12" x 27"	24
Warmers, Round, Top-Mount, Insulated.....	25-29
Warmers, Round, Top-Mount, Insulated with Auto-Fill.....	30
Warmers, Single Pan, Top-Mount, Rectangular.....	31-32
Warmers, Single Pan, Bottom-Mount, Rectangular, Square Corners.....	33
Warmers, Single Pan, Bottom-Mount, Rectangular, Round Corners.....	34
Warmers, Half-Size Pan, Top-Mount.....	35
Warmers, Cook N' Hold, Top-Mount.....	35
Bain Marie Warmers.....	36-37
Slope-Top Adapters	38
Built-In/Drop-In Warmer Accessories.....	39

Refrigerated & Dual Temp Hot/Cold Pans... 40-47

Hot & Cold Pans	41-43
Drop-In Refrigerated Cold Pans.....	43-45
Cold Pan Accessories	45
Drop-In Ice Cooled Pans	46
Remote Systems Refrigeration Specifications	47

Table of Contents continued on next page



Table of Contents continued from previous page

Cooking Equipment..... 48-70

Fryers, Countertop, Single Pot	50
Fryers, Built-In, Single Pot.....	51
Fryers, Countertop, Dual Pot.....	52
Fryer Accessories.....	53
Convection Ovens, Half Size.....	54
Griddles, Electric Countertop	55
Griddles, Electric Built-In	56
Griddles, Gas Countertop "WG models"	58
Griddles, Gas "HDG & HDTG models"	59
Charbroilers, Gas "HDCB models"	60
Hot Plates, Gas "HDHP models"	61
Charbroilers, Electric Countertop.....	62
Charbroilers, Electric Built-In	63
Hot Plates, Electric Countertop.....	64
Hot Plates, Electric Built-In	65
Hot Plates, Gas "Instant-On"	66

Drawer Warmers 67-69

Drawer Warmers, Free Standing.....	67
Drawer Warmers, Built-In.....	68
Drawer Warmer Accessories	69

Waffle Bakers..... 70

Waffle Bakers, Traditional & Belgian	70
--	----

MAP/M.R.I.C.P. Policy	71-72
Warranty Policy	73
International Warranty Policy	74-75
Information	76



Why Go Ventless?

Wells Ventless Solutions are a great alternative to traditional Type-1 ventilation for several reasons:

- ✓ Historic buildings prohibit traditional ducted hoods and/or rooftop fans for ventilation
- ✓ Extensive duct-work for traditional hoods may be cost prohibitive in high-rise buildings, stadiums, and arenas
- ✓ Many building designs including malls, food courts, airports, etc., do not lend themselves to traditional hood installations
- ✓ Ventless hoods are considered equipment and may be depreciated quickly, providing a valuable tax benefit
- ✓ Ventless hoods are a portable asset making them a perfect solution for leased spaces
- ✓ If no extra hood space is available, Wells Ventless Solutions create the added capacity allowing for higher volume production and/or menu expansion



WVU Universal Ventless Hoods

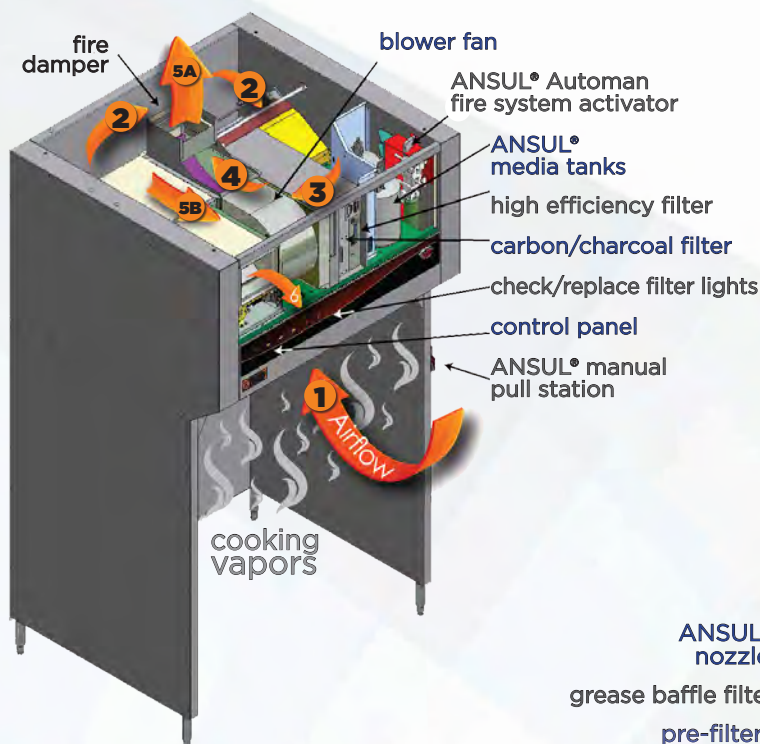


WVU Universal ventless pricing and specs on page 5

WVU Universal Ventless Hoods

Wells Universal Ventless Hood Systems (WVU) allow you to use almost any commercial electric cooking equipment without the need for traditional Type-1 ventilation

- The flexibility to place a wide variety of electric cooking equipment under Universal Ventless Hoods
- Hood fits through a standard 36" opening
- Stainless steel stands are included with WVU models
- Hood can be directly externally vented
- Ceiling mount option available
- WVU ventless hoods all feature a self-contained air filtration system and ANSUL® fire suppression feature

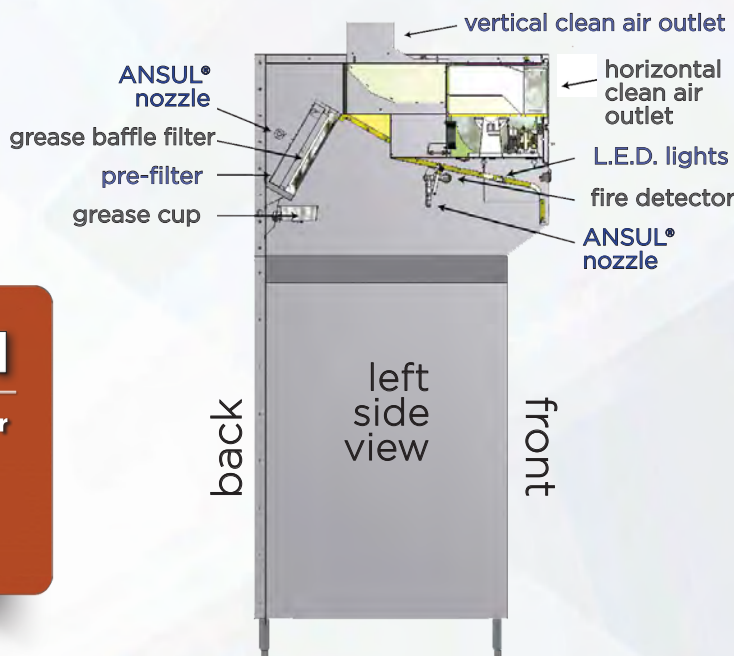


FILTRATION AIR FLOW

- 1 Cooking vapor intake
- 2 Stainless steel baffle & pre-filter cleaning process
- 3 Filter cleaning process
- 4 Air flow through blower fan towards exhaust outlets
- 5 Clean air discharge location - two operator choices:
 - A Vertical discharge
 - B Horizontal discharge

4-STAGE FILTRATION

- STAGE 1 Stainless steel baffle filter
- STAGE 2 Fire rated pre-filter
- STAGE 3 High-efficiency air filter
- STAGE 4 Carbon/charcoal filter



WVU Universal Ventless Hoods

WVU Universal ventless pricing and specs on page 5



WVU Universal Ventless Hoods

WVU Universal Ventless Hoods contain a self-contained air filtration system and ANSUL® fire suppression system

Place electric ovens, hot plates, fryers, ranges, woks, griddles, steamers, combi ovens, fryers, induction hot plates and more under WVU models

WVU MODELS

all kitchen equipment sold separately from WVU units

WVU-26

Place equipment
up to 24" wide
under hood



WVU-48

Place up to 48"
of equipment
under hood



WVU-72

Place up to 72"
of equipment
under hood







WVU-96

Place up to 96"
of equipment
under hood



WVU Universal Ventless Hoods

WVU - Universal Ventless Hoods

Model No.	Description Hood Specs	Overall Size W x D x H [in]	Voltage	Phase	Amps	Ship Wt. [lb]	Price
WVU-26 	Universal Ventless Hood for single appliance Up to 26" cooking zone (660mm)	31 x 42.5 x 80	208/240	1	6	553	\$39,311
WVU-48 	Universal Ventless Hood for multiple appliances Up to 48" cooking zone (1,220mm)	61.9 x 50 x 120	208/240	1	3.5	890	\$63,218
WVU-72 	Universal Ventless Hood for multiple appliances Up to 72" cooking zone (1,829mm)	87.9 x 50 x 120	208/240	1	3.5	1,500	\$82,631
WVU-96 	Universal Ventless Hood for multiple appliances with stand. Up to 96" cooking zone (2,438mm)	113.9 x 50 x 120	208/240	1	8	2,004	\$115,765

NOTES:

- SPECIFY VOLTAGE, PHASE AND CYCLE ON ALL ORDERS
- SEE SPECIFICATION SHEET FOR APPLIANCE LIMITATIONS | ELECTRIC APPLIANCES ONLY
- ALL VENTLESS MODELS ARE NON-RETURNABLE
- SEE PAGE 11 FOR WVU EXTENDED WARRANTY OPTION
- SEE PAGE 11 FOR REPLACEMENT FILTERS & ACCESSORIES



VCS2000 Series Ventless Cooking Systems

VCS 2000 pricing and specs on pages 8-10



VCS 2000 Ventless Cooking Systems

Ventless Cooking Systems (VCS) have everything you need in one complete package. Wells has combined electric cooking equipment, ventilation, and fire protection making it easier to cook anywhere.

VCS models equipped with cooking equipment built right in to the ventless hood system. This gives you the opportunity to “set up shop” in any well-ventilated room, and/or expand your production with a wide variety of equipment configurations

- All-in-one ventless systems include ventilation, fire protection, and cooking equipment
- 1Ø or 3Ø. 3Ø models have single point connection w/ cord & plug
- Various voltages available
- Interlock system - this safeguard will not power heating elements if filters are not in place

VCS EVERYTHING IN ONE COMPLETE PACKAGE

- ✓ **Cooking equipment**
- ✓ **Ventilation**
- ✓ **Fire protection**

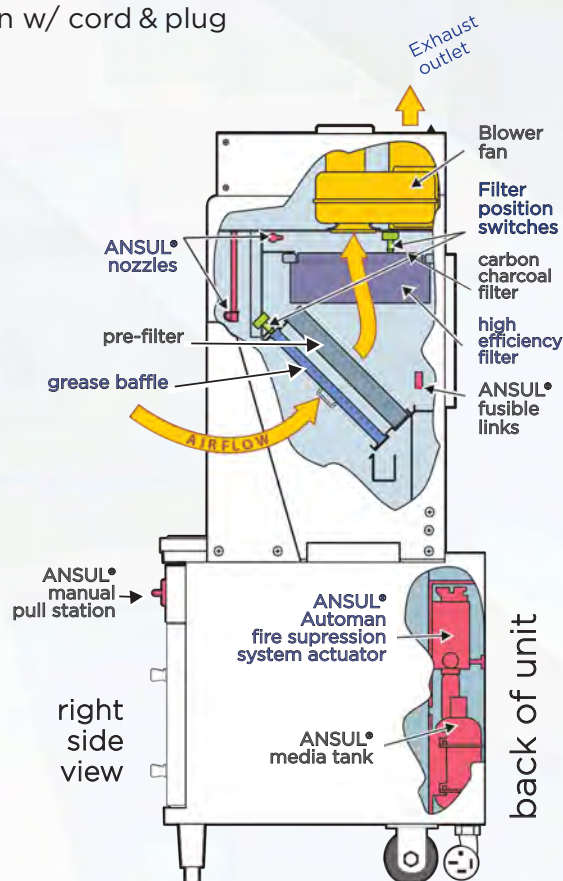


WVO2HFG

SELF
CONTAINED
**Air Filtration &
Fire-Suppression
Hood System**

COOKTOP
**Griddle+
2 French
Hot Plates**

BASE
**Convection
Oven**



4-STAGE FILTRATION

- STAGE 1** Stainless steel baffle filter
- STAGE 2** Fire rated pre-filter
- STAGE 3** High-efficiency air filter
- STAGE 4** Carbon/charcoal filter

VCS2000 Series Ventless Cooking Systems

VCS 2000 pricing and specs on pages 8-10



Wells Ventless Solutions

VCS 2000 BASE OPTIONS

- **CONVECTION OVEN BASE**
- **DRAWER WARMER BASE (2-DRAWER)**
- **2-DOOR CABINET BASE**



WVG136 COOKTOP
SELF
CONTAINED
Air Filtration &
Fire-Suppression
Hood System
**Large
Griddle
BASE
2-door
Cabinet**

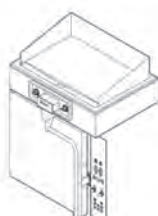
VCS with Half-Size **CONVECTION OVEN BASE**



WVO2HFG
GRIDDLE w/
2 FRENCH
HOT PLATES
CONVECTION
OVEN BASE



WVO4HF
4 FRENCH
HOT PLATES
CONVECTION
OVEN BASE



WVOG136
LARGE
GRIDDLE
CONVECTION
OVEN BASE

VCS w/ Convection
Oven Base pricing
and specs on **pg 8**

VCS with **DRAWER WARMER BASE (2-DRAWER)**



WV2HGRW
GRIDDLE w/
2 FRENCH
HOT PLATES
DRAWER
WARM. BASE



WVFGRW
GRIDDLE w/
15 lb. FRYER
DRAWER
WARM. BASE



WVG136RW
LARGE
GRIDDLE
DRAWER
WARM. BASE



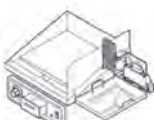
WV4HFRW
4 FRENCH
HOT PLATES
DRAWER
WARM. BASE

VCS w/ Drawer Warmer
Base pricing and specs
on **pg 9**

VCS with **2-DOOR CABINET BASE**



WV2HG
GRIDDLE w/
2 FRENCH
HOT PLATES
2-DOOR
CABINET BASE



WVFG
GRIDDLE w/
15 lb. FRYER
2-DOOR
CABINET BASE



WVG136
LARGE
GRIDDLE
2-DOOR
CABINET BASE



WV4HF
4 FRENCH
HOT PLATES
2-DOOR
CABINET BASE

VCS w/ 2-Door Cabinet
Base pricing and specs
on **pg 10**

VCS2000 Series Convection Oven Base



WVOC2HFG

VCS EVERYTHING IN ONE
COMPLETE PACKAGE

- ✓ **Cooking equipment**
- ✓ **Ventilation**
- ✓ **Fire protection**

VCS 2000 with Convection Oven Base

Model No.	Description	Voltage	Phase	kW	Size W x D x H [in]	Ship Wt. [lb]	Cubic Feet	Price
	GRIDDLE with 2 FRENCH TOP HOT PLATES COOKING PLATFORM							
WVO-2HFG 208V, 1-phase	Griddle with two French Hot Plates	208	1	12.8	42-3/8 x 34-5/8 x 80-9/16	754	82	\$95,469
WVO-2HFG 208V, 3-phase	Griddle with two French Hot Plates	208	3	12.8	42-3/8 x 34-5/8 x 80-9/16	754	82	\$95,469
WVO-2HFG 240V, 3-phase	Griddle with two French Hot Plates	240	3	12.8	42-3/8 x 34-5/8 x 80-9/16	754	82	\$95,469
	4 FRENCH TOP HOT PLATES COOKING PLATFORM							
WVO-4HF 208V, 1-phase	4 French Hot Plates	208	1	11.5	42-3/8 x 34-5/8 x 80-9/16	680	82	\$92,821
WVO-4HF 208V, 3-phase	4 French Hot Plates	208	3	11.5	42-3/8 x 34-5/8 x 80-9/16	680	82	\$92,821
WVO-4HF 240V, 1-phase	4 French Hot Plates	240	1	14.1	42-3/8 x 34-5/8 x 80-9/16	680	82	\$92,821
	SINGLE LARGE GRIDDLE COOKING PLATFORM							
WVO-G136 208V, 1-phase	Single, large Griddle Cooktop	208	1	12.2	42-3/8 x 34-5/8 x 80-9/16	793	82	\$98,036
WVO-G136 208V, 3-phase	Single, large Griddle Cooktop	208	3	12.2	42-3/8 x 34-5/8 x 80-9/16	793	82	\$98,036
CONVECTION OVEN BASE - ALL 3Ø UNITS SHIP with NEMA 15-60P, 60HZ ONLY								

NOTES:

- SPECIFY VOLTAGE, PHASE AND CYCLE ON ALL ORDERS
- ALL VENTLESS MODELS ARE NON-RETURNABLE
- SEE PAGE 11 FOR REPLACEMENT FILTERS & ACCESSORIES

VCS2000 Series Drawer Warmer Base (2-drawer)



VCS EVERYTHING IN ONE
COMPLETE PACKAGE

- ✓ **Cooking equipment**
- ✓ **Ventilation**
- ✓ **Fire protection**



WVG136RW

VCS 2000 with 2-Drawer Warmer Base

Model No.	Description	Voltage	Phase	kW	Size W x D x H [in]	Ship Wt. [lb]	Cubic Feet	Price
cULus	GRIDDLE with 2 FRENCH TOP HOT PLATES COOKING PLATFORM							
WV2HGRW1	Griddle with 2-French Hot Plates	208/240	1	8.7	42-3/8 x 35-3/8 x 79-1/8	775	82	\$89,251
cULus	GRIDDLE with 15 LB FRYER							
WVFGRW-2081	Griddle with Fryer	208	1	11.5	42-3/8 x 35-3/8 x 79-1/8	738	82	\$90,736
WVFGRW-208	Griddle with Fryer	208	3	11.5	42-3/8 x 35-3/8 x 79-1/8	738	82	\$90,736
cULus	SINGLE LARGE GRIDDLE COOKING PLATFORM							
WVG136RW1	Griddle Large Cooktop	208/240	1	7.3/9.5	42-3/8 x 35-3/8 x 77-3/16	738	77	\$84,036
WVG136RW	Griddle Large Cooktop	208/240	3	7.3/9.5	42-3/8 x 35-3/8 x 77-3/16	738	77	\$84,036
cULus	4 FRENCH TOP HOT PLATE COOKING PLATFORM							
WV4HFRW-2081	4 French Hot Plates Cooktop	208/240	1	7/9.1	42-3/8 x 35-3/8 x 77-1/4	655	77	\$81,830
WV4HFRW	4 French Hot Plates Cooktop	208/240	3	7/9.1	42-3/8 x 35-3/8 x 77-1/4	655	77	\$81,830
DRAWER WARMER BASE - ALL 3Ø UNITS SHIP with NEMA 15-60P, 60HZ ONLY								

NOTES:

- SPECIFY VOLTAGE, PHASE AND CYCLE ON ALL ORDERS
- ALL VENTLESS MODELS ARE NON-RETURNABLE

• SEE PAGE 11 FOR REPLACEMENT FILTERS & ACCESSORIES

VCS2000 Series Double-door Cabinet Base







VCS EVERYTHING IN ONE COMPLETE PACKAGE

- ✓ **Cooking equipment**
- ✓ **Ventilation**
- ✓ **Fire protection**

WVG136



VCS 2000 with Double-Door Cabinet Base

Model No.	Description	Voltage	Phase	kW	Size W x D x H [in]	Ship Wt. [lb]	Cubic Feet	Price
	GRIDDLE with 2 FRENCH TOP HOT PLATES COOKING PLATFORM							
WV2HG-2083	Griddle with 2-French Hot Plates	208	3	8	42-3/8 x 35-3/8 x 79-1/8	657	82	\$74,611
WV2HG-2403	Griddle with 2-French Hot Plates	240	3	9.9	42-3/8 x 35-3/8 x 79-1/8	657	82	\$74,611
	GRIDDLE with 15 LB FRYER							
WVFG-2083	Griddle with Fryer Cooktop	208	3	10.8	42-3/8 x 35-3/8 x 79-1/8	656	82	\$79,223
	SINGLE LARGE GRIDDLE COOKING PLATFORM							
WVG1361	Large Griddle Cooktop	208/240	1	7.9/9.5	42-3/8 x 35-3/8 x 77-3/16	664	77	\$73,407
WVG1363	Large Griddle Cooktop	208/240	3	7.9/9.5	42-3/8 x 35-3/8 x 77-3/16	664	77	\$73,407
	4 FRENCH TOP HOT PLATE COOKING PLATFORM							
WV4HF	4 French Hot Plates Cooktop	208/240	3	6.2/8.4	42-3/8 x 35-3/8 x 77-1/4	565	77	\$72,205
DOUBLE DOOR CABINET BASE - ALL 3Ø UNITS SHIP with NEMA 15-60P, 60HZ ONLY								

NOTES:


- SPECIFY VOLTAGE, PHASE AND CYCLE ON ALL ORDERS
- ALL VENTLESS MODELS ARE NON-RETURNABLE
- SEE PAGE 11 FOR REPLACEMENT FILTERS & ACCESSORIES

Universal Ventless & VCS Accessories

Part No.	Description	Ship Wt [lb]	Price
UNIVERSAL VENTLESS HOOD ACCESSORIES			
WV48-BPK	Stainless steel back panel kit for WVU-48 (part # WL0678)	-	\$1,566
WV72-BPK	Stainless steel back panel kit for WVU-72 (part # WL0792)	-	\$1,963
WV96-BPK	Stainless steel back panel kit for WVU-96 (part # WL0679)	-	\$2,023
EXTENDED WARRANTY - Universal Ventless Hoods (WVU) & Canopy Ventless Hoods (WVC)			
UVWARR	Extended Warranty offering for Universal Ventless Hoods (WVU) & Canopy Ventless Hoods (WVC). Purchase additional 1-year (parts & labor), extends warranty to 2-years. Must be purchased w/ unit.	-	\$3,231
VCS2000 VENTLESS COOKING SYSTEM ACCESSORIES			
22649	Rear Leg Kit, (2) rear legs used when remote fire pull station is field installed on all VCS-2000 Models	5	\$613
22650	Caster Kit, 2 swivel casters with brakes to replace front legs where remote fire pull station is not required	6	\$809
21376	Oven Rack for WVOC models	4	\$194

Universal Ventless & VCS Filters

Part No.	Description	Price
UNIVERSAL VENTLESS HOOD - FILTERS		
WVU-26	REQUIRES ONE CHARCOAL FILTER PACK ONLY	
WL0107	CHARCOAL FILTER PACK	\$2,234
WVU-48	REQUIRES TWO PRE-FILTERS AND ONE CHARCOAL FILTER PACK	
22618	PRE-FILTER	\$216
23312	CHARCOAL FILTER PACK	\$2,231
WVU-72	REQUIRES TWO PRE-FILTERS AND TWO CHARCOAL FILTER PACKS	
22618	PRE-FILTER	\$216
WL0711	CHARCOAL FILTER PACK	\$1,895
WVU-96	REQUIRES FOUR PRE-FILTERS AND TWO CHARCOAL FILTER PACKS	
22618	PRE-FILTER	\$216
23312	CHARCOAL FILTER PACK	\$2,231
VCS200 VENTLESS COOKING SYSTEMS - FILTERS		
ALL MODELS	REQUIRES ONE PRE-FILTER AND ONE CHARCOAL FILTER PACK	
22618	PRE-FILTER	\$216
22619	CHARCOAL FILTER PACK	\$1,900
CANOPY STYLE HOODS - FILTERS		
WVC-46, WVC-46X	REQUIRES ONE PRE-FILTER AND ONE CHARCOAL FILTER PACK	
23324	PRE-FILTER	\$116
23325	CHARCOAL FILTER PACK	\$2,226
COUNTERTOP VENTLESS - FILTERS		
WVU-31CT	REQUIRES ONE PRE-FILTER AND ONE CHARCOAL FILTER PACK	
22618	PRE-FILTER	\$216
WL0422	CHARCOAL FILTER PACK	\$1,777
VENTLESS FRYER SYSTEMS - FILTERS		
WVAE55	REQUIRES ONE HIGH-EFFICIENCY FILTER AND ONE CHARCOAL FILTER	
22402	HIGH-EFFICIENCY FILTER	\$1,466
22403	CHARCOAL FILTER	\$297



Charcoal Filter Pack



Pre-Filter



Stainless Baffle Filter



Compact Ventless Hood with Auto-Lift Fryer



HIGH-CAPACITY VENTLESS HOOD with OPEN AUTO-LIFT FRYERS

Ventless w/ fryer pricing and specs on page 13

Wells countertop, oven canopy hood, and ventless fryers are designed for high-production in small spaces

WVAE55 MODELS

- Automatic temperature controls ensure precise and even temperatures
- Automatic basket lifts for handling safety
- Built-in oil filtration
- Cords and plugs provided on 3Ø models

**HIGHEST VOLUME
THROUGH-PUT IN A
NARROW FOOTPRINT**

**HOOD + FRYER
COMBINATION
w/AUTO BASKET LIFT**

**55 LB
OIL
CAPACITY**



Ventless w/ fryer pricing and specs on page 13

Compact Ventless Hood with Auto-Lift Fryer



WVAE55FC




WVAE55FC

EVERYTHING IN ONE
COMPLETE PACKAGE

- ✓ Auto-Lift Fryer ✓ Ventilation ✓ Fire protection
- ✓ Built-In Oil Filtration

Ventless Hood with Open Auto-Lift Fryers

Model No.	Description	Voltage	Phase	kW	Size W x D x H [in]	Ship Wt. [lb]	Cubic Feet	Price
	VENTLESS HOOD & 50 lb FRYER w/ Solid State Computer Control							
WVAE55FC2081	50 lb Fryer w/ Solid State Computer Control	208V	1	11.3	15-13/16 x 43-11/16 x 76-3/8	525	60	\$70,199
WVAE55FC2083	50 lb Fryer w/ Solid State Computer Control	208V	3	17	15-13/16 x 43-11/16 x 76-3/8	525	60	\$70,199
WVAE55FC2401	50 lb Fryer w/ Solid State Computer Control	240V	1	11.3	15-13/16 x 43-11/16 x 76-3/8	525	60	\$70,199
WVAE55FC2403	50 lb Fryer w/ Solid State Computer Control	240V	3	17	15-13/16 x 43-11/16 x 76-3/8	525	60	\$70,199

NOTES:

- SPECIFY VOLTAGE, PHASE AND CYCLE ON ALL ORDERS
- ALL VENTLESS MODELS ARE NON-RETURNABLE
- SEE PAGE 11 FOR REPLACEMENT FILTERS & ACCESSORIES

Open Auto-Lift Fryer Accessories

Part No.	Description	Ship Weight [lb]	Price
22692	REAR LEG KIT, (2) REAR LEGS TO BE USED WHEN REMOTE FIRE PULL STATION IS FIELD INSTALLED ON WVPE & WVAE MODELS	4	\$601
22913	FULL SIZE FRYER BASKET (WVAE55F/FS)	-	\$2,236
21647	HEATING ELEMENT CLEANING BRUSH	-	\$257
22516	FRYPOT CLEANING BRUSH	-	\$129
22402	HIGH-EFFICIENCY FILTER	8	\$1,466

Canopy & Countertop Ventless Hoods

COUNTERTOP UNIVERSAL VENTLESS HOOD

Countertop pricing and specs on page 15

Universal - place on a countertop

WVU-31CT

- Type I, UL710B compliant
- Accommodates up to 31" of appliances
- Completely self-contained, 4-stage filtration system
- ANSUL ready, including factory installed piping, nozzles, and heat sensors - external mounted ANSUL done by third-party
- Ideal for placing on top of a counter

PLACE on
COUNTERTOP



WVU-31CT



WVC-46



CANOPY HOOD

Hood designed to accommodate electric convection, combi, bakery, and cook & hold ovens

Canopy & Countertop Ventless Hoods

CANOPY HOOD

Hood designed to accommodate electric convection, combi, bakery, and cook & hold ovens

WVC-46



COUNTERTOP HOOD

WVU-31CT



Canopy & Countertop Ventless Hoods

Model No.	Description Hood Specs	Overall Size W x D x H [in]	Voltage	Phase	Amps	Ship Wt. [lb]	Price
WVC-46	Canopy Hood with on-board fire ANSUL Designed for all oven types	46 x 52-1/3 x 27-18/25	208/240	1	3.5	675	\$45,330
WVU-31CT	Universal Countertop Hood for multiple appliances	31-1/5 x 34-2/5 x 57	208/240	1	3.5	445	\$33,375

NOTES:

- SPECIFY VOLTAGE, PHASE AND CYCLE ON ALL ORDERS
- SEE SPECIFICATION SHEET FOR APPLIANCE LIMITATIONS | ELECTRIC APPLIANCES ONLY
- ALL VENTLESS MODELS ARE NON-RETURNABLE
- SEE PAGE 11 FOR WVU & WVC EXTENDED WARRANTY OPTION
- SEE PAGE 11 FOR REPLACEMENT FILTERS & ACCESSORIES



Built-In & Drop-In Warmers

MODULAR DRY WELL WARMERS


SINGLE, TWO, THREE, FOUR, AND FIVE PAN WARMERS

RECTANGULAR & ROUND WARMERS

HALF-SIZE PAN WARMERS

COOK N' HOLD

BAIN MARIE WARMERS



Built-In & Drop-In Warmers



MODULAR DRY WELL WARMER	18-19
SINGLE PAN TOP-MOUNT MODULAR WARMER	20
TWO PAN TOP-MOUNT MODULAR WARMER	21
THREE PAN TOP-MOUNT MODULAR WARMER	22
FOUR PAN TOP-MOUNT MODULAR WARMER	23
FIVE PAN TOP-MOUNT MODULAR WARMER	24
ROUND WARMERS TOP-MOUNT	25-29
ROUND WARMERS (INSULATED) w/ AUTO FILL	30
RECTANGULAR WARMERS SINGLE-PAN TOP-MOUNT	31
RECTANGULAR WARMERS SINGLE-PAN BOTTOM-MOUNT with SQUARE CORNERS	33
RECTANGULAR WARMERS SINGLE-PAN BOTTOM-MOUNT with ROUND CORNERS	34
HALF-SIZE PAN TOP-MOUNT	35
BAIN MARIE STYLE WARMERS	36-37
SLOPE-TOP ADAPTERS	38
BUILT-IN/DROP-IN WARMER ACCESSORIES	39




MODULAR DRY WELL WARMER



MODULAR DRY WELL

- Saves precious water resources
- Eliminates the costly labor needed to fill and maintain wet wells
- Eliminates the risk of expensive leaks and damage from poor water quality that occur with traditional wet wells


PATENT PENDING



Constructed in the U.S.A. with a corrosion-resistant type 430 stainless steel body
Units include factory-attached infinite controls for each individual well

Same sizes as Wells MOD Series for easy replacement. One model for all pan depths

Dry Well Modular Warmers

Model No.	# of Dry Wells	Description	Size Width (top width) x Depth x Height (below surface) [in]	Ship Wt [lb]	Price
	Modular Dry Well Warmers				
MDW100	SINGLE WELL	Infinite Control (1 control) 208/240V, 1Ø, 610/800W	14-4/5 x 20 x 11- 9/10	34	\$4,608
MDW200	TWO WELLS	Infinite Control (2 controls) 208/240V, 1Ø, 1220/1600W	29-1/2 x 20 x 11- 9/10	63	\$8,410
MDW300	THREE WELLS	Infinite Control (3 controls) 208/240V, 3Ø, 1830/2400W	43-1/2 x 20 x 11- 9/10	160	\$10,825
MDW400	FOUR WELLS	Infinite Control (4 controls) 208/240V, 3Ø, 2440/3200W	57-1/2 x 20 x 11- 9/10	185	\$14,739
MDW500	FIVE WELLS	Infinite Control (5 controls) 208/240V, 3Ø, 3050/4000W	71-1/2 x 20 x 11-9/10	210	\$17,427



Wells Invented the Hot Food Well





Single-Pan, Top Mount Modular Warmer

The original modular warmers from Wells feature all stainless steel deep-drawn construction for maximum strength and durability. Fully insulated construction saves energy while maintaining precise temperatures



Single-Pan Top-Mount Modular Warmers



Model No.	Description	Size W x D [in]	Ship Wt. [lb]	Cubic Feet	Price
	SINGLE PAN 12" x 20", TOP MOUNT				
MOD100-120 MOD100-208/240	Infinite Control 120V, 1Ø, 1200W 208/240V, 1Ø, 900/1200W	13-3/4 x 21-3/4	24	4.15	\$1,833
MOD100D-120 MOD100D-208/240	Infinite Control, with Drain 120V, 1Ø, 1200W 208/240V, 1Ø, 900/1200W	13-3/4 x 21-3/4	24	4.15	\$2,028
MOD100T-120 MOD100T	Thermostat control 120V, 1Ø, 1650W 208/240V, 1Ø, 1240/1650W	13-3/4 x 21-3/4	24	4.15	\$1,953
MOD100TD-120	Thermostat control, with Drain 120V, 1Ø, 1650W	13-3/4 x 21-3/4	24	4.15	\$1,955
MOD100TD-208/240	Thermostat control, with Drain 208/240V, 1Ø, 1240/1650W	13-3/4 x 21-3/4	24	4.15	\$1,955
MOD100TD-230	Thermostat control, with Drain 220-240V, 1Ø, 1650W	13-3/4 x 21-3/4	24	4.15	\$2,235
MOD100TDAF	Autofill, Thermostat control, with Drain 208/240V, 1Ø, 1240/1650W each	14-3/4 x 23-1/2	30	4.15	\$3,693
	6-ft Cord & Plug for Thermostatic Control Models Only (MOD100s in 120V, 208/240V)				\$328
	SINGLE PAN 12" x 27", TOP MOUNT				
MOD127T	Thermostat control 208/240V, 1Ø, 1240/1650W each	14-3/4 x 30-1/2	25	5.2	\$2,637
MOD127TD	Thermostat control, with Drain 208/240V, 1Ø, 1240/1650W each	14-3/4 x 30-1/2	25	5.2	\$2,931
MOD127TDAF	Autofill, Thermostat control, with Drain 208/240V, 1Ø, 1240/1650W each	14-3/4 x 30-1/2	30	5.2	\$4,476

NOTES:

- SPECIFY VOLTAGE, PHASE AND CYCLE ON ALL ORDERS
- SLOPE-TOP ADAPTERS (pg 38)
- AUTOFILL models require a water connection. For details refer to the the manual (operation & installation instructions.)
- EXPORT MODELS CANNOT BE RETURNED
- DROP-IN WARMER ACCESSORIES (pg 39)





Two-Pan, Top Mount Modular Warmer

- Wellslok™ standard
- With or without drains & manifolds
- extra deep for (4) each 1/3-sized pans per well



Two-Pan Top-Mount Modular Warmers

Model No.	Description	Size W x D [in]	Ship Wt. [lb]	Cubic Feet	Price
	TWO PAN 12" x 20", TOP MOUNT				
MOD200	Infinite control 208/240V, 1Ø, 900/1200W each	29-1/2 x 23-5/8	51	7.89	\$4,552
MOD200D	Infinite control, with Drain 208/240V, 1Ø, 900/1200W each	29-1/2 x 23-5/8	51	7.89	\$4,880
MOD200DM	Infinite control, with Drain Manifold 208/240V, 1Ø, 900/1200W each	29-1/2 x 23-5/8	51	7.89	\$5,011
MOD200T	Thermostat control 208/240V, 1Ø, 1240/1650W each	29-1/2 x 23-5/8	51	7.89	\$4,859
MOD200TD	Thermostat control, with Drain 208/240V, 1Ø, 1240/1650W each	29-1/2 x 23-5/8	53	7.89	\$5,324
MOD200TDM	Thermostat control, with Drain Manifold 208/240V, 1Ø, 1240/1650W	29-1/2 x 23-5/8	51	7.89	\$4,971
MOD200TDMAF	Autofill, Thermostat control with Drain Manifold, 208/240V, 3Ø (1Ø), 1240/1650W each	29-1/2 x 23-5/8	65	7.89	\$7,112
MOD200TDAF	Autofill, Thermostat control with Drain 208/240V, 3Ø (1Ø), 1240/1650W each	29-1/2 x 23-5/8	65	7.89	\$7,012
	TWO PAN 12" x 27", TOP MOUNT				
MOD227TDM	Thermostat control, with Drain Manifold 208/240V, 1Ø, 1240/1650W each	29-1/2 x 30-9/16	65	10.15	\$6,728
MOD227TDMAF	Autofill, Thermostat control, with Drain Manifold, 208/240V, 3Ø (1Ø), 1240/1650W each	29-1/2 x 30-9/16	65	10.15	\$8,405

NOTES:

- **SPECIFY VOLTAGE, PHASE AND CYCLE ON ALL ORDERS**
- EXPORT MODELS CANNOT BE RETURNED
- SLOPE-TOP ADAPTERS (pg 38)
- DROP-IN WARMER ACCESSORIES (pg 39)
- AUTOFILL models require a water connection.
For details refer to the the manual (operation & installation instructions.)





Three-Pan, Top Mount Modular Warmer

MOD300



Three-Pan Top-Mount Modular Warmers

Model No.	Description	Size W x D [in]	Ship Wt. [lb]	Cubic Feet	Price
	THREE PAN 12" x 20", TOP MOUNT				
MOD300	Infinite control 208/240V, 3Ø (1Ø), 900/1200W each	43-1/2 x 23-5/8	73	10.54	\$5,923
MOD300D	Infinite control, with Drain 208/240V, 3Ø (1Ø), 900/1200W each	43-1/2 x 23-5/8	74	10.54	\$6,632
MOD300DM	Infinite control, with Drain Manifold 208/240V, 3Ø (1Ø), 900/1200W each	43-1/2 x 23-5/8	78	10.54	\$6,740
MOD300T	Thermostat control 208/240V, 3Ø (1Ø), 1240/1650W each	43-1/2 x 23-5/8	75	10.54	\$6,436
MOD300TD	Thermostat control, with Drain 208/240V, 3Ø (1Ø), 1240/1650W each	43-1/2 x 23-5/8	75	10.54	\$7,187
MOD300TDM	Thermostat control, with Drain Manifold 208/240V, 3Ø (1Ø), 1240/1650W	43-1/2 x 23-5/8	78	10.54	\$6,893
MOD300TDMAF	Autofill, Thermostat control with Drain Manifold 208/240V, 3Ø (1Ø), 1240/1650W each	43-1/2 x 23-5/8	90	10.54	\$9,169
MOD300TDAF	Autofill, Thermostat control with Drain, 208/240V, 3Ø, 1240/1650W each	43-1/2 x 23-5/8	90	10.54	\$8,774
	THREE PAN 12" x 27", TOP MOUNT				
MOD327T	Thermostat control 208/240V, 3Ø, 1240/1650W each	43-1/2 x 30-9/16	90	12.45	\$8,558
MOD327TD	Thermostat control, with Drain 208/240V, 3Ø, 1240/1650W each	43-1/2 x 30-9/16	90	12.45	\$9,243
MOD327TDM	Thermostat control, with Drain Manifold 208/240V, 3Ø (1Ø), 1240/1650W each	43-1/2 x 30-9/16	90	12.45	\$9,320
MOD327TDMAF	Autofill, Thermostat control, with Drain Manifold, 208/240V, 3Ø (1Ø), 1240/1650W each	43-1/2 x 30-9/16	90	12.45	\$10,997

NOTES:

- SPECIFY VOLTAGE, PHASE AND CYCLE ON ALL ORDERS
- SLOPE-TOP ADAPTERS (pg 38)
- AUTOFILL models require a water connection. For details refer to the the manual (operation & installation instructions.)
- EXPORT MODELS CANNOT BE RETURNED
- DROP-IN WARMER ACCESSORIES (pg 39)




Four-Pan, Top Mount Modular Warmer

MOD427TDM



Four-Pan Top-Mount Modular Warmers

Model No.	Description	Size W x D [in]	Ship Wt. [lb]	Cubic Feet	Price
	FOUR PAN 12" x 20", TOP MOUNT				
MOD400	Infinite control 208/240V, 3Ø (1Ø), 900/1200W each	57-1/2 x 23-5/8	95	13.56	\$7,906
MOD400D	Infinite control, with Drain 208/240V, 3Ø (1Ø), 900/1200W each	57-1/2 x 23-5/8	95	13.56	\$9,081
MOD400DM	Infinite control, with Drain Manifold 208/240V, 3Ø (1Ø), 900/1200W each	57-1/2 x 23-5/8	98	13.56	\$9,822
MOD400T	Thermostat control 208/240V, 3Ø (1Ø), 1240/1650W each	57-1/2 x 23-5/8	98	13.56	\$8,330
MOD400TD	Thermostat control, with Drain 208/240V, 3Ø (1Ø), 1240/1650W each	57-1/2 x 23-5/8	105	13.56	\$9,581
MOD400TDM	Thermostat control, with Drain Manifold 208/240V, 3Ø (1Ø), 1240/1650W	57-1/2 x 23-5/8	105	13.56	\$9,335
MOD400TDAF	Autofill, Thermostat control with Drain, 208/240V, 3Ø, 1240/1650W each	57-1/2 x 23-5/8	112	13.56	\$12,346
MOD400TDMAF	Autofill, Thermostat control with Drain Manifold 208/240V, 3Ø (1Ø), 1240/1650W each	57-1/2 x 23-5/8	112	13.56	\$11,952
MOD400TDMAFS	Autofill, Single control panel, Thermostat control with Drain Manifold 208/240V, 3Ø (1Ø), 1240/1650W each	57-1/2 x 23-5/8	112	13.56	\$11,952
	FOUR PAN 12" x 27", TOP MOUNT				
MOD427TDM	Thermostat control, with Drain Manifold 208/240V, 3Ø (1Ø), 1240/1650W each	57-1/2 x 30-9/16	112	15.85	\$12,499
MOD427TDMAF	Autofill, Thermostat control, with Drain Manifold 208/240V, 3Ø (1Ø), 1240/1650W each	57-1/2 x 30-9/16	112	19.15	\$14,305
MOD427TDMAF1	Autofill, Single control panel, Thermostat control, with Drain Manifold 208/240V, 3Ø (1Ø), 1240/1650W each	57-1/2 x 30-9/16	124	19.15	\$14,305

NOTES:

- SPECIFY VOLTAGE, PHASE, CYCLE and CONTROL PANEL (SINGLE or DOUBLE) ON ALL ORDERS
- EXPORT MODELS CANNOT BE RETURNED
- SLOPE-TOP ADAPTERS (pg 38)
- DROP-IN WARMER ACCESSORIES (pg 39)
- AUTOFILL models require a water connection.
For details refer to the the manual (operation & installation instructions.)

MODEL KEY

LETTER	OPTION
T	THERMOSTAT CONTROLS
U	UL APPROVED
C	CORD & PLUG
I	INSULATED
D	DRAIN
AF	Auto Fill



Five-Pan, Top Mount Modular Warmer



Five-Pan Top-Mount Modular Warmers

Model No.	Description	Size W x D [in]	Ship Wt. [lb]	Cubic Feet	Price
	FIVE PAN 12" x 20", TOP MOUNT				
MOD500	Infinite control 208/240V, 3Ø (1Ø), 900/1200W each	71-1/2 x 23-5/8	105	16.57	\$9,908
MOD500D	Infinite control, with Drain 208/240V, 3Ø (1Ø), 900/1200W each	71-1/2 x 23-5/8	116	16.57	\$11,040
MOD500DM	Infinite control, with Drain Manifold 208/240V, 3Ø (1Ø), 900/1200W each	71-1/2 x 23-5/8	118	16.57	\$12,104
MOD500T	Thermostat control 208/240V, 3Ø (1Ø), 1240/1650W each	71-1/2 x 23-5/8	116	16.57	\$10,343
MOD500TD	Thermostat control, with Drain 208/240V, 3Ø (1Ø), 1240/1650W each	71 1/2 x 23 5/8	116	16.57	\$11,975
MOD500TDM	Thermostat control, with Drain Manifold 208/240V, 3Ø (1Ø), 1240/1650W	71-1/2 x 23-5/8	122	16.57	\$11,440
MOD500TDMAF	Autofill, Thermostat control with Drain Manifold 208/240V, 3Ø (1Ø), 1240/1650W each	71-1/2 x 23-5/8	136	16.57	\$14,349
MOD500TDMAFS	Autofill, Single control panel, Thermostat control with Drain Manifold 208/240V, 3Ø (1Ø), 1240/1650W each	71-1/2 x 23-5/8	126	16.57	\$14,349
	FIVE PAN 12" x 27", TOP MOUNT				
MOD527TDM	Thermostat control, with Drain Manifold 208/240V, 3Ø (1Ø), 1240/1650W each	71-1/2 x 30-9/16	136	19.15	\$15,306
MOD527TDMAF	Autofill, Thermostat control, with Drain Manifold 208/240V, 3Ø (1Ø), 1240/1650W each	71-1/2 x 30-9/16	232	37.3	\$17,459

NOTES:

• **SPECIFY VOLTAGE, PHASE, CYCLE and CONTROL PANEL (SINGLE or DOUBLE) ON ALL ORDERS**

- EXPORT MODELS CANNOT BE RETURNED
- SLOPE-TOP ADAPTERS (pg 38)
- DROP-IN WARMER ACCESSORIES (pg 39)
- AUTOFILL models require a water connection.
For details refer to the the manual (operation & installation instructions.)

MODEL KEY

LETTER	OPTION
T	THERMOSTAT CONTROLS
U	UL APPROVED
C	CORD & PLUG
I	INSULATED
D	DRAIN
AF	Auto Fill



Round Warmers

Round drop-in warmers are available in 4-quart, 8-quart, or 11-quart models with or without drains.

Choose between infinite or thermostatic controls.
Cook & hold models for wet operation only



UL LISTED MODELS WITH INFINITE CONTROLS USE THESE CONTROLS



UL LISTED MODELS WITH THERMOSTATIC CONTROLS USE THESE CONTROLS
(CONDUIT AND ENCLOSED BOX NOT SUPPLIED)



UL LISTED MODELS WITH THERMOSTATIC CONTROLS USE THESE CONTROLS
(ONLY CULUS LISTED MODELS COME WITH CONDUIT AND ENCLOSED CONTROL BOX)









MODEL KEY	
LETTER	OPTION
T	THERMOSTAT CONTROLS
U	UL APPROVED
C	CORD & PLUG
I	INSULATED
D	DRAIN
AF	Auto Fill



Round Warmers, Top Mount, 4-Quart



Round Warmers, Top-Mount, 4-Quart

Approvals	Model No.	Description	Dimensions [in]	Ship Wt. [lb]	Cubic Feet	Price
NON-INSULATED, 4-QUART ROUND WARMERS, TOP MOUNT						
	SS4D 120	4 Quart, Infinite control with DRAIN 120V, 1Ø, 450W	8-1/4" O.D.	6 lb. 2.8 kg	0.82	\$1,439
	SS4TU 120	4 Quart, Thermostat control 120V, 1Ø, 620/825W, UL APPROVED	8-1/4" O.D.	6 lb. 2.8 kg	0.82	\$1,636
	SS4TDU	4 Quart, Thermostat control with DRAIN 208/240V, 1Ø, 825W, UL APPROVED	8-1/4" O.D.	6 lb. 2.8 kg	0.82	\$1,722
	SS4TDU 120	4 Quart, Thermostat control with DRAIN 120V, 1Ø, 825W, UL APPROVED	8-1/4" O.D.	6 lb. 2.8 kg	0.82	\$1,722
	SS4TUC	4 Quart, Thermostat control, with CORD and PLUG 208/240V, 1Ø, 620/825W, UL APPROVED	8-1/4" O.D.	6 lb. 2.8 kg	0.82	\$1,772
INSULATED, 4-QUART ROUND WARMERS, TOP MOUNT						
	SS4TUCI 120	4 Quart, Thermostat control with CORD and PLUG, INSULATED 120V, 1Ø, 825W, UL APPROVED	8-1/4" O.D.	9.6 lb. 4.4 kg	0.82	\$2,060













NOTES:

- SPECIFY VOLTAGE, PHASE AND CYCLE ON ALL ORDERS
- DROP-IN WARMER ACCESSORIES (pg 39)
- EXPORT MODELS CANNOT BE RETURNED



Round Warmers, Top Mount, 7-Quart

Round Warmers, Top-Mount, 7-Quart

Approvals	Model No.	Description	Dimensions [in]	Ship Wt. [lb]	Cubic Feet	Price
NON-INSULATED, 7-QUART ROUND WARMERS, TOP MOUNT						
	SS8D	7 Quart, Infinite control with DRAIN 208/240V, 1Ø, 338/450W	10-1/16" O.D.	6 lb. 2.8 kg	1.62	\$1,188
	SS8TD 120	7 Quart, Thermostat control with DRAIN 120V, 1Ø, 825W	10-1/16" O.D.	6 lb. 2.8 kg	1.62	\$1,351
	SS8TD	7 Quart, Thermostat control with DRAIN 208/240V, 1Ø, 620/825W	10-1/16" O.D.	6 lb. 2.8 kg	1.62	\$1,351
	SS8TU 120	7 Quart, Thermostat control 120V, 1Ø, 825W, UL APPROVED	10-1/16" O.D.	6 lb. 2.8 kg	1.62	\$1,418
	SS8TU	7 Quart, Thermostat control 208/240V, 1Ø, 620/825W, UL APPROVED	10-1/16" O.D.	6 lb. 2.8 kg	1.62	\$1,418
	SS8TDU 120	7 Quart, Thermostat control with DRAIN 120V, 1Ø, 825W, UL APPROVED	10-1/16" O.D.	6 lb. 2.8 kg	1.62	\$1,591
	SS8TDU	7 Quart, Thermostat control with DRAIN 208/240V, 1Ø, 620/825W, UL APPROVED	10-1/16" O.D.	6 lb. 2.8 kg	1.62	\$1,591
INSULATED, 7-QUART ROUND WARMERS, TOP MOUNT						
	SS8TUI	7 Quart, Thermostat control INSULATED 208/240V, 1Ø, 620/825W, UL APPROVED	10-1/16" O.D.	10.3 lb. (4.7) kg	1.62	\$1,722
	SS8TDUI 120	7 Quart, Thermostat control with DRAIN, INSULATED 120V, 1Ø, 825W, UL APPROVED	10-1/16" O.D.	10.3 lb. (4.7) kg	1.62	\$1,899
	SS8TDUI	7 Quart, Thermostat control with DRAIN, INSULATED 208/240V, 1Ø, 620/825W, UL APPROVED	10-1/16" O.D.	10.3 lb. (4.7) kg	1.62	\$1,899
	SS8TUCI 120	7 Quart, Thermostat control with CORD and PLUG, INSULATED 120V, 1Ø, 825W, UL APPROVED	10-1/16" O.D.	10.3 lb. (4.7) kg	1.62	\$1,899
	SS8TDUCI 120	7 Quart, Thermostat control with DRAIN, CORD and PLUG, INSULATED 120V, 1Ø, 825W, UL APPROVED	10-1/16" O.D.	10.3 lb. (4.7) kg	1.62	\$2,049

NOTES:

- SPECIFY VOLTAGE, PHASE AND CYCLE ON ALL ORDERS
- DROP-IN WARMER ACCESSORIES (pg 39)
- EXPORT MODELS CANNOT BE RETURNED



Round Warmers, Top Mount, 11-Quart



Round Warmers, Top-Mount, 11-Quart

Approvals	Model No.	Description	Dimensions [in]	Ship Wt. [lb]	Cubic Feet	Price
NON-INSULATED, 11-QUART ROUND WARMERS, TOP MOUNT						
	SS10D 120	11 Quart, Infinite control with DRAIN 120V, 1Ø, 450W	12" O.D.	7 lb. 3.2 kg	1.62	\$1,213
	SS10D 208/240	11 Quart, Infinite control with DRAIN 208/240V, 1Ø, 338/450W	12" O.D.	7 lb. 3.2 kg	1.62	\$1,213
	SS10T 120	11 Quart, Thermostat control 120V, 1Ø, 825W	12" O.D.	7 lb. 3.2 kg	1.62	\$1,253
	SS10T 208/240	11 Quart, Thermostat control 208/240V, 1Ø, 620/825W	12" O.D.	7 lb. 3.2 kg	1.62	\$1,253
	SS10TD 120	11 Quart, Thermostat control with DRAIN 120V, 1Ø, 825W	12" O.D.	7 lb. 3.2 kg	1.62	\$1,429
	SS10TD 208/240	11 Quart, Thermostat control with DRAIN 208/240V, 1Ø, 620/825W	12" O.D.	7 lb. 3.2 kg	1.62	\$1,429
	SS10TD 230	11 Quart, Thermostat control with DRAIN 220-240V, 1Ø, 825W	12" O.D.	7 lb. 3.2 kg	1.62	\$1,635
	SS10TU 120	11 Quart, Thermostat control 120V, 1Ø, 825W, UL APPROVED	12" O.D.	7 lb. 3.2 kg	1.62	\$1,429
	SS10TU 208/240	11 Quart, Thermostat control 208/240V, 1Ø, 620/825W, UL APPROVED	12" O.D.	7 lb. 3.2 kg	1.62	\$1,429
	SS10TDU 120	11 Quart, Thermostat control with DRAIN 120V, 1Ø, 825W, UL APPROVED	12" O.D.	7 lb. 3.2 kg	1.62	\$1,569
	SS10TDU 208/240	11 Quart, Thermostat control with DRAIN 208/240V, 1Ø, 620/825W, UL APPROVED	12" O.D.	7 lb. 3.2 kg	1.62	\$1,569
	SS10TDUC 120	11 Quart, Thermostat control with DRAIN, CORD and PLUG 120V, 1Ø, 825W, UL APPROVED	12" O.D.	7 lb. 3.2 kg	1.62	\$1,702
INSULATED, 11-QUART ROUND WARMERS, TOP MOUNT						
	SS10TUI 120	11 Quart, Thermostat control, INSULATED 120V, 1Ø, 825W, UL APPROVED	10-1/16" O.D.	12.4 lb. (5.6) kg	1.62	\$1,711
	SS10TUI 208/240	11 Quart, Thermostat control, INSULATED 208/240V, 1Ø, 620/825W, UL APPROVED	10-1/16" O.D.	12.4 lb. (5.6) kg	1.62	\$1,711
	SS10TDUI 120	11 Quart, Thermostat control with DRAIN, INSULATED 120V, 1Ø, 825W, UL APPROVED	10-1/16" O.D.	12.4 lb. (5.6) kg	1.62	\$1,853
	SS10TDUI 208/240	11 Quart, Thermostat control with DRAIN, INSULATED 208/240V, 1Ø, 620/825W, UL APPROVED	10-1/16" O.D.	12.4 lb. (5.6) kg	1.62	\$1,853
	SS10TUCI 120	11 Quart, Thermostat control with CORD and PLUG, INSULATED 120V, 1Ø, 825W, UL APPROVED	10-1/16" O.D.	12.4 lb. (5.6) kg	1.62	\$1,853
	SS10TDUCI 120	11 Quart, Thermostat control with DRAIN, CORD and PLUG, INSULATED 120V, 1Ø, 825W, with cord and plug, UL APPROVED	10-1/16" O.D.	12.4 lb. (5.6) kg	1.62	\$2,037
	SS10TDUCI 208/240	11 Quart, Thermostat control with DRAIN, CORD and PLUG, INSULATED 208/240V, 1Ø, 620/825W, UL APPROVED	10-1/16" O.D.	12.4 lb. (5.6) kg	1.62	\$2,037

NOTES:

- SPECIFY VOLTAGE, PHASE AND CYCLE ON ALL ORDERS
- DROP-IN WARMER ACCESSORIES (pg 39)
- EXPORT MODELS CANNOT BE RETURNED

Round Warmers, Fully Insulated with Auto Fill

Auto fill option keeps water at proper level



SS8

Round Warmers with Auto-Fill, Top-Mount, Fully Insulated 7 & 11-Quart

Approvals	Model No.	Description	Dimensions [in]	Ship Wt. [lb]	Cubic Feet	Price
FULLY INSULATED, 7-QUART ROUND WARMERS with AUTO FILL, TOP MOUNT						
	SS8TDUIAF 120	7 Quart, Thermostat control, FULLY INSULATED with AUTOFILL and DRAIN 120V, 1Ø, 825W, UL APPROVED	10-1/16" O.D.	10.3 lb. (4.7) kg	1.62	\$3,302
	SS8TDUIAF	7 Quart, Thermostat control, FULLY INSULATED with AUTOFILL and DRAIN, 208/240V, 1Ø, 620/825W UL APPROVED	10-1/16" O.D.	10.3 lb. (4.7) kg	1.62	\$3,302
FULLY INSULATED, 11-QUART ROUND WARMERS with AUTO FILL, TOP MOUNT						
	SS10TDUIAF12	11 Quart, Thermostat control, FULLY INSULATED with AUTOFILL and DRAIN 120V, 1Ø, 828W, UL APPROVED	10-1/16" O.D.	12.4 lb. (5.6) kg	1.62	\$3,147
	SS10TDUIAF	11 Quart, Thermostat control, FULLY INSULATED with AUTOFILL and DRAIN 208/240V, 1Ø, 620/825W, UL APPROVED	10-1/16" O.D.	12.4 lb. (5.6) kg	1.62	\$3,147
	SS10TDUCIAF	11 Quart, Thermostat control, FULLY INSULATED with AUTOFILL and DRAIN, CORD and PLUG 208/240V, 1Ø, 620/825W, UL APPROVED	10-1/16" O.D.	12.4 lb. (5.6) kg	1.62	\$3,302

NOTES:

- **SPECIFY VOLTAGE, PHASE AND CYCLE ON ALL ORDERS**
- EXPORT MODELS CANNOT BE RETURNED
- SLOPE-TOP ADAPTERS (pg 38)
- DROP-IN WARMER ACCESSORIES (pg 39)
- AUTOFILL models require a water connection. For details refer to the the manual (operation & installation instructions.)
- WHEN MANIFOLDING AUTO FILL MODELS WITH NON-AUTO FILL MODELS, USE ALL NEW WARMERS MANUFACTURED STARTING IN 2015

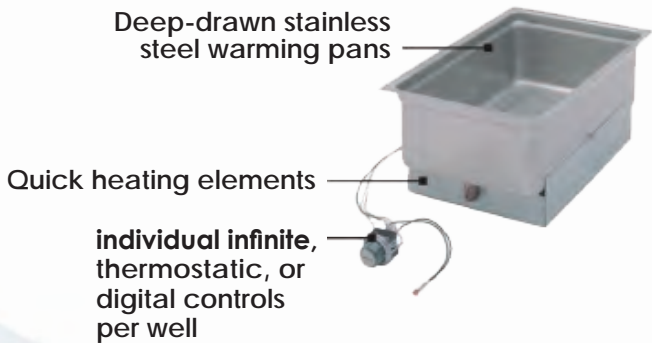
MODEL KEY

LETTER	OPTION
T	THERMOSTAT CONTROLS
U	UL APPROVED
C	CORD & PLUG
I	INSULATED
D	DRAIN
AF	Auto Fill



SINGLE WELL RECTANGULAR DROP-IN WARMERS

Drop-in rectangular warmers are designed to keep heated food at safe serving temperatures and are available in a variety of configurations, including partially or fully insulated models



FRACTIONAL-SIZE WARMERS

Fractional sized warmers are ideal for small and/or unusual spaces. These warmers offer all the features and benefits of standard sized drop-in warmers. Pan sizes of 6" x 20" and 10" x 12" with depths of up to 6" accommodate a variety of 1/2-size and fractional-size pans



UL US LISTED MODELS WITH INFINITE CONTROLS USE THESE CONTROLS



UL US LISTED MODELS WITH THERMOSTATIC CONTROLS USE THESE CONTROLS
(CONDUIT AND ENCLOSED BOX NOT SUPPLIED)












UL US LISTED MODELS WITH THERMOSTATIC CONTROLS USE THESE CONTROLS
ONLY CULUS LISTED MODELS COME WITH CONDUIT AND ENCLOSED CONTROL BOX)



Single-Pan Top Mount Rectangular Warmers



Single-Pan Top-Mount Rectangular Warmers

Approvals	Model No.	Description	Dimensions [in]	Ship Wt. [lb]	Cubic Feet	Price
SINGLE PAN, 12" x 20" TOP MOUNT						
	SS-206 120 SS-206 208/240	Infinite Control 120V, 1Ø, 1200W 208/240V, 1Ø, 900/1200W	13-11/16 x 21-3/4	16	2.97	\$1,308
	SS-206D 120 SS-206D 208/240	Infinite Control with DRAIN 120V, 1Ø, 1200W 208/240V, 1Ø, 900/1200W	13-11/16 x 21-3/4	16	2.97	\$1,525
	SS-206T 120 SS-206T 208/240	Thermostat Control 120V, 1Ø, 1200W 208/240V, 1Ø, 900/1200W	13-11/16 x 21-3/4	16	2.97	\$1,463
	SS-206TU 120 SS-206TU 208/240	Thermostat Control 120V, 1Ø, 1650W 208/240V, 1Ø, 1240/1650W, UL APPROVED	13-11/16 x 21-3/4	20	1.15	\$1,636
	SS-206TD-120 SS-206TD	Thermostat Control, with DRAIN 120V, 1Ø, 1200W 208/240V, 1Ø, 900/1200W	13-11/16 x 21-3/4	15	2.97	\$1,582
	SS-206TDU 120	Thermostat Control, with DRAIN 120V, 1Ø, 1650W, UL APPROVED	13-11/16 x 21-3/4	21	4.15	\$1,787
	SS-206TDU 208/240	Thermostat Control, with DRAIN 08/240V, 1Ø, 1240/1650W, UL APPROVED	13-11/16 x 21-3/4	21	4.15	\$1,787
SINGLE PAN, 12" x 27" TOP MOUNT						
	SS-276TU 120 SS-276TU 208/240	Thermostat Control 120V, 1Ø, 1650W 208/240V, 1Ø, 1240/1650W, UL APPROVED	13-1/2 x 28-1/2	22	3.85	\$2,072
	SS-276TDU 120 SS-276TDU 208/240	Thermostat Control, with DRAIN 120V, 1Ø, 1650W 208/240V, 1Ø, 1240/1650W, UL APPROVED	13 -1/2 x 28-1/2	22	3.85	\$2,124

NOTES:

- SPECIFY VOLTAGE, PHASE AND CYCLE ON ALL ORDERS
- DROP-IN WARMER ACCESSORIES (pg 39)
- EXPORT MODELS CANNOT BE RETURNED










Single-Pan Bottom Mount Rectangular Warmers

BMW206STDU



Built-In/Drop-In Warmers

Single-Pan Bottom-Mount Rectangular Warmers with Square Corners

Approvals	Model No.	Description	Dimensions [in]	Ship Wt. [lb]	Cubic Feet	Price
SINGLE PAN, 12" x 20" BOTTOM MOUNT with SQUARE CORNERS						
	SS-206ET	Thermostat Control 208/240V, 1Ø, 900/1200W	13-11/16 x 21-3/4	15	2.97	\$1,504
	SS-206ETD-120 SS-206ETD	Thermostat Control, with DRAIN 120V, 1Ø, 1200W 208/240V, 1Ø, 900/1200W	13-11/16 x 21-3/4	15	2.97	\$1,549
	SS-206TD6HI	Thermostat Controls, with DRAIN HIGHER WATTAGE, 6' Leads standard 208/240V, 1Ø, 1365W	13-11/16 x 21-3/4	15	2.97	\$1,909
FULLY-INSULATED, SINGLE PAN, 12" x 20" BOTTOM MOUNT with SQUARE CORNERS						
	BMW-206ST	Thermostat Control, FULLY INSULATED 208/240V, 1Ø, 1240/1650W	13-11/16 x 21-13/16	22	2.97	\$1,429
	BMW-206STU	Thermostat Control, FULLY INSULATED 208/240V, 1Ø, 1240/1650W, UL APPROVED	13-11/16 x 21-13/16	24	2.97	\$1,537
	BMW-206SDT	Thermostat Control, FULLY INSULATED with DRAIN 208/240V, 1Ø, 1240/1650W	13-11/16 x 21-13/16	22	2.97	\$1,504
	BMW-206STDU6	Thermostat Control, FULLY INSULATED with DRAIN 208/240V, 1Ø, 1240/1650W, UL APPROVED	13-11/16 x 21-13/16	22	2.97	\$1,997

NOTES:

- SPECIFY VOLTAGE, PHASE AND CYCLE ON ALL ORDERS
- DROP-IN WARMER ACCESSORIES (pg 39)
- EXPORT MODELS CANNOT BE RETURNED



MODEL KEY

LETTER	OPTION
T	THERMOSTAT CONTROLS
U	UL APPROVED
C	CORD & PLUG
I	INSULATED
D	DRAIN
AF	Auto Fill



Single-Pan Bottom Mount Rectangular Warmers



Single-Pan Bottom-Mount Rectangular Warmers with Round Corners

Approvals	Model No.	Description	Dimensions [in]	Ship Wt. [lb]	Cubic Feet	Price
SINGLE PAN, 12" x 20" BOTTOM MOUNT with ROUND CORNERS						
	SS-206ER	Infinite Control 208/240V, 1Ø, 900/1200W	13-7/8 x 21-15/16	14	2.97	\$1,308
	SS206ERD-120 SS206ERD	Infinite Control, with DRAIN 120V, 1Ø, 1200W 208/240V, 1Ø, 900/1200W	13-7/8 x 21-15/16	14	2.97	\$1,525
FULLY-INSULATED, SINGLE PAN, 12" x 20" BOTTOM MOUNT with ROUND CORNERS						
	BMW206RT-120 BMW206RT	Thermostat Control, FULLY INSULATED 120V, 1Ø, 1200W 208/240V, 1Ø, 1240/1650W	13-11/16 x 21-13/16	22	2.97	\$1,458
	BMW206RTD-120 BMW206RTD	Thermostat Control, FULLY INSULATED with DRAIN 120V, 1Ø, 1200W 208/240V, 1Ø, 1240/1650W	13-11/16 x 21-13/16	22	2.97	\$1,458
	BMW206RTDU	Thermostat Control, FULLY INSULATED with DRAIN 208/240V, 1Ø, 1240/1650W, UL APPROVED	13-7/8 x 21-15/16	22	2.97	\$1,702
	BMW-206RTD/AFU	Thermostat Control, FULLY INSULATED with AUTOFILL and DRAIN 208/240V, 1Ø, 1240/1650W, UL APPROVED	13-7/8 x 21-15/16	24	2.97	\$3,162

NOTES:

- SPECIFY VOLTAGE, PHASE AND CYCLE ON ALL ORDERS
- DROP-IN WARMER ACCESSORIES (pg 39)
- EXPORT MODELS CANNOT BE RETURNED

MODEL KEY

LETTER	OPTION
T	THERMOSTAT CONTROLS
U	UL APPROVED
C	CORD & PLUG
I	INSULATED
D	DRAIN
AF	Auto Fill



Half-Size Single-Pan **Top Mount Rectangular Warmers**



HSW6 & HSW6D



Half-Size/Fractional Single-Pan Top-Mount Rectangular Warmers

Approvals	Model No.	Description	Dimensions [in]	Ship Wt. [lb]	Cubic Feet	Price
	SINGLE PAN, HALF-SIZE 12" x 10" TOP MOUNT with WELLSLOCK™					
	HSW-6-120	Half Size, Holds 12" x 10" pan UL LISTED 120V, 1Ø, 825W, with Wellslok™	11-5/8 x 13-7/8	18	2.16	\$2,790
	HSW-6D-120 HSW-6D-208/240	Half Size, Holds 12" x 10" pan with DRAIN, UL LISTED 120V, 1Ø, 450W, with Wellslok™ 208/240V, 1Ø, 620/825W, with Wellslok™	11-5/8 x 13-7/8	18	2.16	\$2,799

NOTES:

- SPECIFY VOLTAGE, PHASE AND CYCLE ON ALL ORDERS
- DROP-IN WARMER ACCESSORIES (pg 39)
- EXPORT MODELS CANNOT BE RETURNED

Cook N' Hold Warmers

Wells Cook & Hold warmers are designed for top-mount installations and to quickly heat refrigerated foods and hold heated foods at safe and fresh serving temperatures. The **HW106D** will accommodate one 11-quart, round inset pan. Designed for wet operation only.

Cook N' Hold Warmers

Model No.	Description	Dimensions [in]	Ship Wt. [lb]	Cubic Feet	Price
	ROUND 11-QT , COOK N' HOLD WARMER TOP MOUNT				
HW-106D-120 HW-106D-208/240	11 Quart Round Cook N' Hold 120V, 1Ø, 1650W 208/240V, 1Ø, 1240/1650W	12" O.D.	12	1.6	\$2,430




HW106D SHOWN WITH 54" WIRE LEAD



Bain Marie Style Warmers

BAIN MARIE WARMERS

Bain Marie warmers are completely self-contained, drop-in design with standard configurations in two to five well models



Bain Marie Style Warmers



HT300



Bain Marie Style Warmers

Model No.	Description	Dimensions [in]	Ship Wt. [lb]	Cubic Feet	Price
	HOLDS 12" x 20" PANS, TOP MOUNT				
HT200	Single Opening 25 3/4" x 19 7/8" Holds (2) 12" x 20" pans 208/240V, 1Ø, 1800/2400W	29-1/2 x 23-5/8	56	7.89	\$4,661
HT300	Single Opening 39 3/4" x 19 7/8" Holds (3) 12" x 20" pans 208/240V, 1Ø, 2700/3600W	43-1/2 x 23-5/8	63	10.54	\$5,533
HT400	Single Opening 53 3/4" x 19 7/8" Holds (4) 12" x 20" pans 208/240V, 1Ø (3Ø), 3600/4800W *	57-1/2 x 23-5/8	98	13.56	\$6,621
HT500	Single Opening 67 3/4" x 19 7/8" Holds (5) 12" x 20" pans 208/240V, 1Ø (3Ø), 4500/6000W *	71-1/2 x 23-5/8	115	16.57	\$7,376
	LARGE CAPACITY- HOLDS 4/3rd SIZE PANS, TOP MOUNT				
HT227	Single Opening 25 3/4" x 26 7/8" Holds (2) 4/3rd size pans 208/240V, 1Ø, 2480/3300W LARGE CAPACITY	29-1/2 x 30-5/8	59	10.15	\$5,838
	AUTO-FILL, LARGE CAPACITY- HOLDS 12" x 30" & 4/3rd SIZE PANS, TOP MOUNT				
HT200AF	Single Opening 25 3/4" x 19 7/8" Holds (2) 12" x 20" pans 208/240V, 1Ø, 1800/2400W LARGE CAPACITY with AUTOFILL	29-1/2 x 23-5/8	57	7.89	\$6,720
HT227AF	Single Opening 25 3/4" x 26 7/8" Holds (2) 4/3rd size pans 208/240V, 1Ø, 2480/3300W LARGE CAPACITY with AUTOFILL	29-1/2 x 30-5/8	65	10.15	\$7,742
HT300AF	Single Opening 39 3/4" x 19 7/8" Holds (3) 12" x 20" pans 208/240V, 1Ø, 2700/3600W LARGE CAPACITY with AUTOFILL	43-1/2 x 23-5/8	77	10.54	\$7,533
HT400AF	Single Opening 53 3/4" x 19 7/8" Holds (4) 12" x 20" pans 208/240V, 1Ø (3Ø), 3600/4800W LARGE CAPACITY with AUTOFILL *	57-1/2 x 23-5/8	98	13.56	\$8,657
HT500AF	Large Capacity, Single Opening 67 3/4" x 19 7/8" Holds (5) 12" x 20" pans 208/240V, 1Ø (3Ø), 4500/6000W LARGE CAPACITY with AUTOFILL *	71-1/2 x 23-5/8	117	16.57	\$10,235
* select models are field convertible from 3Ø to 1Ø					

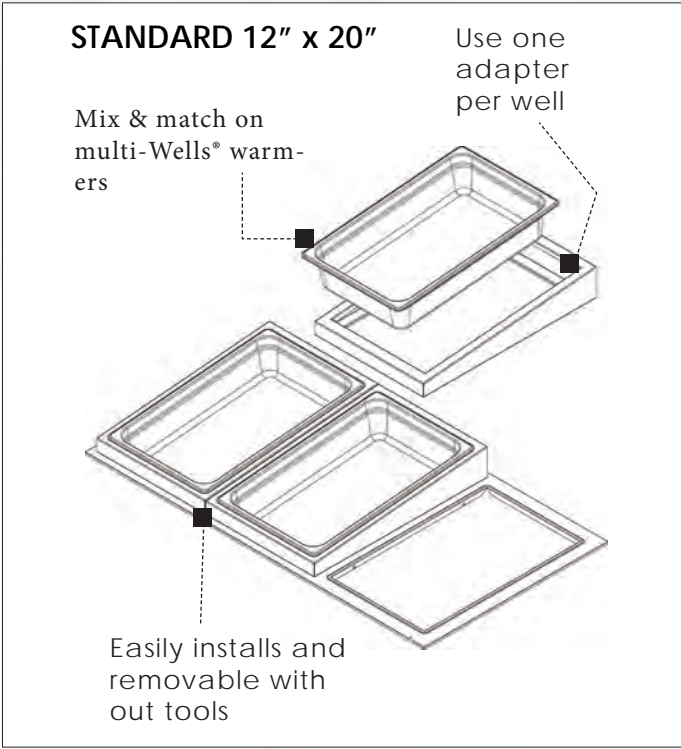
NOTES:

- SPECIFY VOLTAGE, PHASE AND CYCLE ON ALL ORDERS
- DROP-IN WARMER ACCESSORIES (pg 39)
- EXPORT MODELS CANNOT BE RETURNED



ROUND & BUILT-IN/DROP-IN WARMING ACCESSORIES

SLOPE TOP ADAPTERS for MOD WARMERS



Warming Accessories

Slope Top Adapters (MOD Warmers)

Part No.	Description	Ship Wt. [lb]	Price
STA1220	Slope Top Adapter - Standard (one per well)	2	\$720
STASL1220	Slope Top Adapter - Slim Line (one per well)	2	\$720



Round & Built-In/Drop-In Warming Accessories

Warming Accessories

Part No.	Description	Ship Wt. [lb]	Price
ADAPTER TOPS FOR ROUND WARMERS			
20177	Adapter Top, Converts 7 quart models to hold 4 quart inset	1	\$151
20822	Adapter Top, Converts 11 quart models to hold 4 quart inset	2	\$174
20175	Adapter Top, Converts 11 quart models to hold 7 quart inset	2	\$174
ADAPTER TOPS FOR 12" x 20" ROUND CORNER WARMERS			
23138	Adapter Top, Converts warmer to hold one 4 quart and one 11 quart inset	2	\$151
23139	Adapter Top, Converts warmer to hold one 7 quart and one 11 quart inset	2	\$151
23142	Adapter Top, Converts warmer to hold three 4 quart insets	2	\$151
ADAPTER TOPS FOR 12" x 20" SQUARE CORNER WARMERS			
20176	Adapter Top, Converts warmer to hold two 7 quart insets	2	\$291
20434	Adapter Top, Converts warmer to hold two 4 quart and two 2 1/2 quart insets	2	\$302
21615	Adapter Top, Converts warmer to hold three 4 quart insets	2	\$222
21621	Adapter Top, Converts warmer to hold one 7 quart and one 11 quart inset	2	\$257
21624	Adapter Top, Converts warmer to hold four 2 1/2 quart insets	2	\$272
ADAPTER TOPS FOR 12" x 27" SQUARE CORNER WARMER			
22589	Adapter Top, Converts warmer to hold three 7 quart insets	1	\$485
23115	Adapter Top, Converts warmer to hold two 11 quart insets	1	\$452
INSETS WITH LIDS & LADLE			
20774	4 quart Round Inset, Fits 6 1/2" opening	2	\$279
20587	7 quart Round Inset, Fits 8 1/2" opening	3	\$314
20908	11 quart Round Inset, Fits 10 1/2" opening, with handles and slotted lid	4	\$568
21057	11 quart Round Inset, Fits 10 1/2" opening, with hinged lid, NO handles	6	\$694
21860	8 ounce Soup Ladle	1	\$133
BUILT-IN WARMER MISCELLANEOUS			
21709	Drain Screen, Fits all models with drains, one per well required	1	\$57
20385	Drain Valve Extension Kit, Extension from drain to counter front with remote handle, for use with "D" models only, excluding "DM" models. Includes 1/2" brass drain valve	1	\$532
22592	Wellslok™ Extension Kit*, For UL listed non-insulated circular warmers only to adapt to wood countertops up to 1 1/2" thick	1	\$222
22593	Wellslok™ Extension Kit*, For UL listed 12" x 20" warmers only to adapt to wood countertops up to 1 1/2" thick	1	\$279
WL0330	Wellslok Extension kit for Fully Insulated Round Warmers only to adapt to wood countertops up to 1 1/2" thick	1	\$217
	<ul style="list-style-type: none"> • Optional 72" Wiring • Thermostatically controlled warmers - one required per well • Infinite Switch controlled models - one required per well • Please contact factory for availability of optional wiring 	1	\$328
*Wellslok™ Extension Kits for UL listed units approved for installation in wood countertops. One well unit requires one kit. Two to three well units require two kits. Four to five well units require three kits.			
ADTBAR-HT	Adapter bar for Bain Marie Style Warmers	1	\$83



Refrigerated & Dual-Temp Hot/Cold Pans


Drop-In Dual-Temp Hot & Cold Pans	41-43
Drop-In Refrigerated Cold Pans	43-46
Cold Pan Accessories.....	45
Drop-In Ice Cooled Pans	46
Remote Systems Refrigeration Specifications.....	47




HRCP Dual Temperature **Hot** & **Cold** Pans

NSF 7 FOR 12 x 20" pans

Dual temperature hot & refrigerated cold pans are two units in one. The HRCP goes from a heated Bain Marie to a refrigerated cold pan with the flip of a switch. Complies with NSF-7 standards



Hot & Cold Pans

Model No.	Description	Size W x D [in]	Ship Wt [lb]	Cubic Feet	Price
	Dual Temperature Wells for 12" x 20" Pans, NSF 7				
HRCP7100	ONE PAN (HOT) 134A Refrigerant, 208/240V, 1.9/2.5W, 9.0/10.4A, 1Ø (COLD) 115V, 1/4HP, 4.9A, 1Ø, 134A refrigerant	19-1/8 x 27-1/8	175	11.3	\$24,366
HRCP7200	TWO PANS (HOT) 134A Refrigerant, 208/240V, 1.9/2.5W, 9.0/10.4A, 1Ø (COLD) 115V, 1/4HP, 4.9A, 1Ø, 134A refrigerant	32-3/4 x 27-1/8	220	18.3	\$25,178
HRCP7300	THREE PANS (HOT) 404A Refrigerant, 208/240V, 3.8/5.0W, 14.4/16.7A, 1Ø (COLD) 115V, 1/3HP, 5.6A, 1Ø, 404A refrigerant	46-1/2 x 27-1/8	240	25.8	\$26,668
HRCP7400	FOUR PANS (HOT) 404A Refrigerant, 208/240V, 3.8/5.0W, 18.1/20.8A, 1Ø (COLD) 115V, 1/2HP, 6.4A, 1Ø, 404A refrigerant	60-1/4 x 27-1/8	275	33.3	\$32,032
HRCP7500	FIVE PANS (HOT) 404A Refrigerant, 208/240V, 6.0/8.0W, 28.9/33.3A, 1Ø (COLD) 115V, 3/4HP, 15.2A, 1Ø, 404A refrigerant	74 x 27-1/8	298	41	\$36,837

NOTES:

- ACCESSORIES (pg 45)
- NO COMPRESSOR "NC" models available, contact customer service




HRCP Dual Temperature **Hot** & **Cold** Pans

NSF 7 FOR 4-3rd pans

Dual temperature hot & refrigerated cold pans are two units in one. The HRCP goes from a heated Bain Marie to a refrigerated cold pan with the flip of a switch. Complies with NSF-7 standards



Hot & Cold Pans

Model No.	Description	Size W x D [in]	Ship Wt [lb]	Cubic Feet	Price
	Dual Temperature Wells for 4-3rd Size Pans, NSF 7				
HRCP7443	FOUR PANS (HOT) 404A Refrigerant, 208/240V, 3.8/5.0W, 18.1/20.8A, 1Ø (COLD) 115V, 1/2HP, 7.0A, 1Ø, 404A refrigerant	60-3/4 x 34-1/4	210	33.3	CALL
HRCP7543	FIVE PANS (HOT) 404A Refrigerant, 208/240V, 6.0/8.0W, 28.9/33.3A, 1Ø (COLD) 115V, 3/4HP, 15.8A, 1Ø, 404A refrigerant	74 x 34-1/4	245	41	CALL


NOTES:

- ACCESSORIES (pg 45)
- NO COMPRESSOR "NC" models available, contact customer service



RCP Refrigerated Cold Pans

Refrigerated cold pans are designed to hold pre-chilled food products at cold, fresh and safe serving temperatures. RCP-100 series for NSF-2 pre-packaged food and beverages or RCP-7100 series for NSF-7 standards for non-packaged foods



RCP-7100



complies with NSF-7



RCP Refrigerated Cold Pans

Refrigerated cold pans are designed to hold pre-chilled food products at cold, fresh and safe serving temperatures.

All RCP models are completely self-contained with individual thermostatic controls, are CFC free and include an 8 ft (120V) cord and plug



RCP300



Drop-In Refrigerated Cold Pans

Model No.	Description	Size W x D [in]	Ship Wt [lb]	Cubic Feet	Price
	Refrigerated Wells for 12" x 20" Pans, NSF 2				
RCP-100	ONE PAN R-134-A refrigerant, 115V, 1Ø, 1/4 HP, 5.5A, NEMA-5-15P	17-3/8 x 25-3/8	89	9.5	\$13,426
RCP-200	TWO PANS R-134-A refrigerant, 115V 1Ø, 1/4 HP, 5.5A, NEMA-5-15P	31 x 25-3/8	182	16	\$14,597
RCP-300	THREE PANS R-404-A refrigerant, 115V, 1Ø, 1/4 HP, 5.5A, NEMA-5-15P	44-3/4 x 25-3/8	194	23	\$15,441
RCP-400	FOUR PANS R-404-A refrigerant, 115V 1Ø, 1/3 HP, 6.5A, NEMA-5-15P	58-1/2 x 25-3/8	258	30	\$16,803
RCP-500	FIVE PANS R-404-A refrigerant, 115V 1Ø, 1/2 HP, 6.4A, NEMA-5-15P	72-1/4 x 25-3/8	278	36.5	\$19,651
RCP-600	SIX PANS R-404-A refrigerant, 115V, 1Ø, 1/2 HP, 6.4A, NEMA-5-15P	86 x 25-3/8	290	43.5	\$20,459
	RCP Slim Line Refrigerated Wells for 12" x 20" & Fractional Size Pans, NSF 2				
	Ideal for Narrow Counters				
RCP-200SL	TWO PANS - SLIM LINE 134A refrigerant, 115V, 1/4 HP, 4.9A, 1Ø NEMA 5-15P	46-1/4 x 17-3/8	182	16	\$17,371

NOTES:

- ACCESSORIES (pg 45)
- NO COMPRESSOR "NC" models available, contact customer service




RCP Refrigerated Cold Pans

Refrigerated cold pans are designed to hold pre-chilled food products at cold, fresh and safe serving temperatures.



Drop-In Refrigerated Cold Pans

Model No.	Description	Size W x D [in]	Ship Wt [lb]	Cubic Feet	Price
	Refrigerated Wells for 12" x 20" Pans, NSF 7				
RCP-7100	ONE PAN (134A refrigerant), 115V, 4.9A, 1Ø, 1/4 HP, NEMA 5-15P	19-1/8 x 27-1/8	115	11.3	\$13,770
RCP-7200	TWO PANS (134A refrigerant), 115V, 4.9A, 1Ø, 1/4 HP, NEMA 5-15P	32-3/4 x 27-1/8	140	18.3	\$14,704
RCP-7300	THREE PANS (404A refrigerant), 115V, 5.6A, 1Ø, 1/2 HP, NEMA 5-15P	46-1/2 x 27-1/8	175	25.8	\$18,944
RCP-7400	FOUR PANS (404-A refrigerant), 115V, 6.4A, 1Ø, 1/2 HP, NEMA 5-15P	60-1/4 x 27-1/8	210	33.3	\$19,692
RCP-7500	FIVE PANS (404A refrigerant), 115V, 15.2A, 1Ø, 3/4 HP, NEMA 5-20P	74 x 27-1/8	245	41	\$20,021
RCP-7600	SIX PANS (404A refrigerant), 115V, 15.2A, 1Ø, 3/4 HP, NEMA 5-20P	87-3/4 x 27-1/8	285	47.8	\$20,521

NOTES: • ACCESSORIES (SEE BELOW) • NO COMPRESSOR "NC" models available, contact customer service

Cold Pan Accessories

Cold Pan Accessories

Part No.	Description	Ship Wt. [lb]	Price
ADTBAR-RCP	Adaptor Bar for RCPs & HRCPs	2	\$250
ADTBAR-RCP43	Extra Deep Adaptor Bar for RCP-43 and HRCPs	2	\$250
22107	Perforated Bottom Strainer Plate, for RCP100 or ICP100 (1 piece)	5	\$682
22108	Perforated Bottom Strainer Plates, 1" thick, for RCP200 or ICP200 (2 pieces)	11	\$832
22109	Perforated Bottom Strainer Plates, 1" thick, for RCP300 or ICP300 (2 pieces)	14	\$1,189
22110	Perforated Bottom Strainer Plates, 1" thick, for RCP400 or ICP-400 (2 pieces)	18	\$1,406
22111	Perforated Bottom Strainer Plates, 1" thick, for RCP500 or ICP-500 (2 pieces)	26	\$1,775
22112	Perforated Bottom Strainer Plates, 1" thick, for RCP600 or ICP600 (3 pieces)	24	\$2,222
WL0296	Perforated Bottom Strainer Plate, 3" thick, for HRCP7100 or RCP7100 (1 piece)	9	\$437
23199	Perforated Bottom Strainer Plate, 3" thick, for HRCP7200 or RCP7200 (1 piece)	11	\$1,281
23200	Perforated Bottom Strainer Plates, 3" thick, for HRCP7300 or RCP7300 (2 pieces)	14	\$1,488
23201	Perforated Bottom Strainer Plates, 3" thick, for HRCP7400 or RCP7400 (2 pieces)	48	\$1,823
23202	Perforated Bottom Strainer Plates, 3" thick, for HRCP7500 or RCP7500 (2 pieces)	60	\$1,823
22696	Pan Rail, For RCP7100	3	\$373
22697	Pan Rail, For RCP7200	6	\$417
22698	Pan Rail, For RCP7300	9	\$429
22699	Pan Rail, For RCP7400	12	\$429
22700	Pan Rail, For RCP7500	15	\$463
22701	Pan Rail, For RCP7600	18	\$485
WEL1	EXTENDED WARRANTY/LABOR - 2nd Year Parts & Labor NET Price - NO discounts, can only be purchased at point of sale	-	\$884
WEL5	Extended Warranty - 5 year Compressor (4 additional years) NET Price - NO discounts, can only be purchased at point of sale	-	\$415


Drop-In Ice Cooled Pans

Drop-in ice pans are non-refrigerated and designed to hold pre-chilled food products in ice at serving temperature



Stainless steel interior with strainer plate
1" drains per well for easy cleaning

Drop-In Ice Cooled Pans

Model No.	Description	Size W x D [in]	Ship Wt [lb]	Cubic Feet	Price
	Ice-Cooled Wells for 12" x 20" Pans - NSF 2				
ICP-100	ONE PAN	17-3/8 x 25-3/8	89	9.5	\$4,820
ICP-200	TWO PANS	31 x 25-3/8	182	16	\$4,968
ICP-300	THREE PANS	44-3/4 x 25-3/8	194	23	\$5,282
ICP-400	FOUR PANS	58-1/2 x 25-3/8	258	30	\$6,664



Cooking Equipment

FRYERS • HALF-SIZE CONVECTION OVENS
GRIDDLES • CHARBROILERS • HOT PLATES

Fryers - Countertop, Built-In, Single Pot, Dual Pot

Half Size Convection Ovens

Griddles - Countertop, Built-In

Charbroilers - Countertop, Built-In

Hot Plates - Countertop, Built-In, Instant-On ,
Ceramic, French, Spiral



Cooking Equipment

Cooking Equipment..... 48-70

Fryers, Countertop, Single Pot 50

Fryers, Built-In, Single Pot 51

Fryers, Countertop, Dual Pot..... 52

Fryer Accessories..... 53

Convection Ovens, Half Size..... 54

Griddles, Electric Countertop 55

Griddles, Electric Built-In 56

Griddles, Gas Countertop "WG models" 58

Griddles, Gas "HDG & HDTG models" 59

Charbroilers, Gas "HDCB models" 60

Charbroilers, Electric Countertop..... 62

Charbroilers, Electric Built-In 63

Hot Plates, Gas "HDHP models" 61

Hot Plates, Electric Countertop..... 64

Hot Plates, Electric Built-In 65

Hot Plates, Gas "Instant-On" 66

Drawer Warmers 67-69

Drawer Warmers, Free Standing..... 67

Drawer Warmers, Built-In..... 68

Drawer Warmer Accessories 69

Waffle Bakers..... 70

Waffle Bakers, Traditional & Belgian 70

MAP/M.R.I.C.P. Policy 71-72

Warranty Policy 73

International Warranty Policy 74-75

Information..... 76



Countertop Fryers, Single Pot


Easily removable fry
pot holds 14 lb of oil

Two rear-hanging,
1/2-size fry baskets standard

Removable deep drawn fry pot is made
of stainless steel for strength & durability

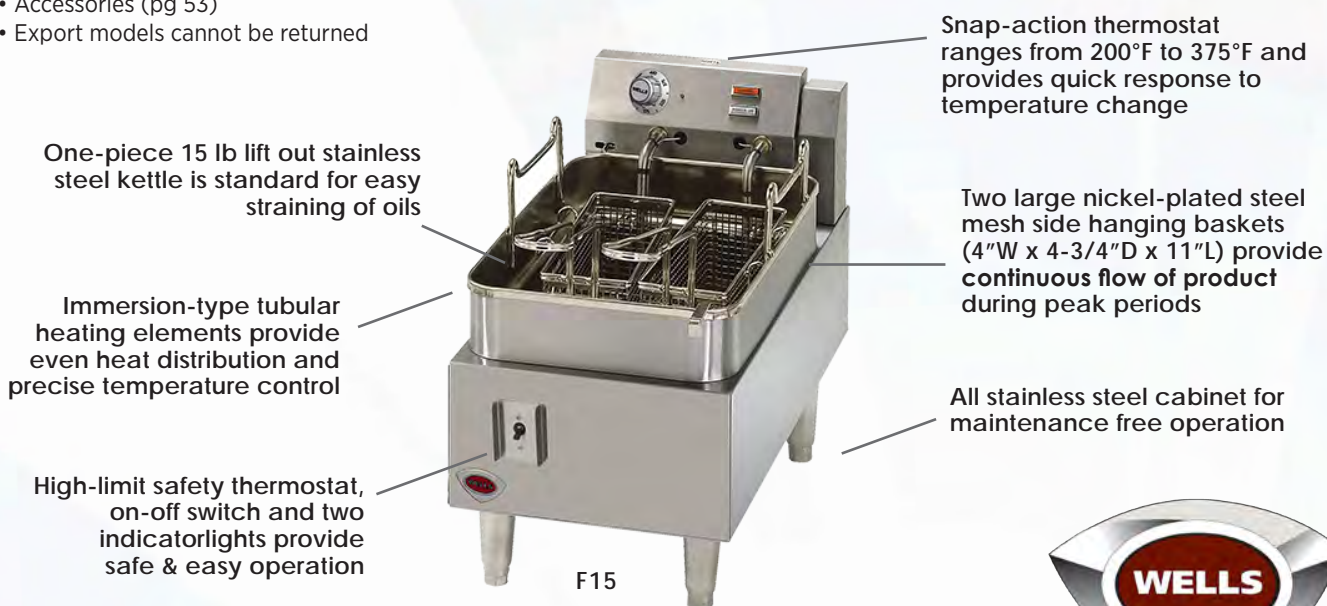


Countertop Fryers - Single Pot


Model No.	Description	Size W x D x H [in]	Ship Wt. [lb]	Cubic Feet	Price
	Single Pot Fryers - Electric				
LLF-14 120	(14 lb.) TWO (HALF-SIZE) BASKETS, Cord set 120V, 1Ø, 1.8KW, TCS, NEMA 5-15P	11 x 21-7/8 x 13-1/8"	34	4.95	\$2,895
LLF-14 208/240	(14 lb.) TWO (HALF-SIZE) BASKETS, Cord set 208/240V, 1Ø, 3.4/4.5KW, TCS, NEMA 6-30P	11 x 21-7/8 x 13-1/8"	34	4.95	\$2,895
F-15 208/240	(15 lb.) TWO (HALF-SIZE) BASKETS, Cord set 208/240V, 4.32/5.75KW, TCS, NEMA 6-30P	12 x 24 x 16-3/4"	47	4.5	\$3,776
F-1725 208	(40 lb.) TWO (HALF-SIZE) BASKETS 208V, 3Ø, 17.25KW, TCS	15 x 29-1/2 x 18"	79	7.29	\$10,955
F-1725 240	(40 lb.) TWO (HALF-SIZE) BASKETS 240V, 3Ø, 17.25KW, TCS	15 x 29-1/2 x 18"	79	7.29	\$10,955

NOTES:


- Accessories (pg 53)
- Export models cannot be returned



Built-In Fryers, Single Pot



Built-In Fryers - Single Pot


Model No.	Description	Size W x D x H [in]	Ship Wt. [lb]	Cubic Feet	Price
	Single Pot Built-In Fryers - Electric				
F-556 208	(15 lb.) TWO (HALF-SIZE) BASKETS 208V, 1Ø, 5.75KW, TCS	14-3/4 x 23-1/2	36	4.51	\$4,784
F556-240	(15 lb.) TWO (HALF-SIZE) BASKETS 240V, 1Ø, 5.75KW, TCS	14-3/4 x 23-1/2	36	4.51	\$4,784

NOTES:


- Accessories (pg 53)
- Export models cannot be returned



Countertop Fryers, Dual Pot



Countertop Fryers Dual Pot

Model No.	Description	Size W x D x H [in]	Ship Wt. [lb]	Cubic Feet	Price
	Dual Pot Fryer - Electric				
F-30	(30 lb.) TWO (FULL SIZE) BASKETS 208/240V, 8.64/11KW	24 x 24 x 16-3/4	81	9	\$6,598

NOTES:

- Accessories (pg 53)



Fryer Accessories

Fryer Accessories

Part No.	Description	Ship Wt. [lb]	Price
Countertop Single Pot Fryer Accessories			
21506	Basket, half-size (2 per fry pot) (LLF14)	2	\$218
22728	Cord set, 30 AMP, 1Ø, NEMA 6-50P (F55)	1	\$1,155
20820	Basket, half-size (2 per fry pot) (F1725)	2	\$233
20519	Fry Pot, replacement (F1725)	9	\$2,318
20161	Basket, half-size (2 per fry pot) (LLF14/F49/55/58)	2	\$193
20162	Basket, full-size (1 per fry pot) (F49/55/58)	2	\$218
20169	Fry pot, 15 lb. capacity (F49/55/58)	7	\$417
115714	Fry pot replacement, 15 lb. capacity (F15), 1 required		\$694
21010	Fry pot cover (F49/55/58)	3	\$384
HSFB-LH	1/2 size basket (left hanging) - Fits the following models: F15, F30 & GF15	-	\$233
HSFB-RH	1/2 size basket (right hanging) - Fits the following models: F15, F30 & GF15	-	\$233
FSFB-LH	Full size basket (left hanging) - Fits the following models: F15, F30 & GF30	-	\$263
FSFB-RH	Full size basket (right hanging) - Fits the following models: F15, F30 & GF30	-	\$263
Built-In Single Pot Fryer Accessories			
20161	Basket, half-size (2 per fry pot)	2	\$193
20162	Basket, full-size (1 per fry pot)	2	\$218
20169	Fry pot, 15 lb. capacity	7	\$417
Countertop Dual Pot Fryer Accessories			
20161	Basket, half-size (2 per fry pot)	2	\$193
20162	Basket, full-size (1 per fry pot)	2	\$218
20169	Fry pot, 15 lb. capacity	7	\$417
20563	Legs, set of four, 4" adjustable (F1725)	5	\$258
115714	Fry pot replacement, 15 lb. capacity (F15), 1 required		\$694
21010	Fry pot cover (F49/55/58)	3	\$384
HSFB-LH	1/2 size basket (left hanging) - Fits the following models: F15, F30 & GF15	-	\$233
HSFB-RH	1/2 size basket (right hanging) - Fits the following models: F15, F30 & GF15	-	\$233
FSFB-LH	Full size basket (left hanging) - Fits the following models: F15, F30 & GF30	-	\$263
FSFB-RH	Full size basket (right hanging) - Fits the following models: F15, F30 & GF30	-	\$263
Built-In Dual Pot Fryer Accessories			
20161	Basket, half-size (2 per fry pot)	2	\$193
20162	Basket, full-size (1 per fry pot)	2	\$218
20169	Fry pot, 15 lb. capacity	7	\$417
Celsius Knobs for Fryers			
Z21370	Celsius knobs in lieu of Fahrenheit knobs (1 each) F15 Fryer (2 each) F30 Fryer (PRICE PER KNOB)	2	\$196



Half Size Convection Ovens - OC1

Fully insulated for maximum efficiency & energy savings

OC1

Stainless steel exterior/interior for durability, reliability and easy cleaning

Five fully adjustable racks for 13 x 18" pans

High wattage for rapid pre-heat & quick recovery

Two-speed fan perfect for bakery items, circular air flow ensures a more even bake for a beautiful, consistent product finish

Heavy-duty power cord & NEMA 6-30P plug standard





Ergonomic, cool-touch door handle

Easy-to-use, programmable controls



Half-Size Convection Ovens

Model No.	Description	Size W x D x H [in]	Ship Wt. [lb]	Amps	Price
 	Half-Size Convection Ovens				
OC1-208V	HALF-SIZE CONVECTION OVEN 208V, 1Ø, 5,000 watts, NEMA 6-30P	OVERALL DIMENSIONS 30-1/8 x 25-1/4 x 31 height includes 6" legs	253	24	\$16,697
OC1-240V	HALF-SIZE CONVECTION OVEN 240V, 1Ø, 5,600 watts, NEMA 6-30P	INTERIOR DIMENSIONS 15-3/8 x 20-1/2 x 20	253	24	\$16,697

Half-Size Convection Oven Accessories

Part No.	Description	Ship Wt. [lb]	Price
21330	Caster set (set of four)	12	\$485
21342	Stacking kit allows one oven to be stacked on top of another. If casters are used, they must be installed on the lower oven	15	\$502
21376	Oven rack, replacement	4	\$194
21445	Oven prep top - turns the top of your oven into a work surface	-	\$1,341



OC2 is (2) OC1 units stacked with 21330 (caster set) and 21342 (stacking kit)







Electric Countertop Griddles



A terminal block is provided for field wiring to main power source (G-60 has two)

Electric Countertop Griddles

Model No.	Description	No. of Thermostats	Size W x D x H [in]	Ship Wt. [lb]	Cubic Feet	Price
	Cooking Surface 22" W x 18" D, Countertop Griddle					
G-13 208/240	208/240V, 3Ø (1Ø), 6.75/9.0KW	2	24-3/16 x 23-9/16 x 16	140	6.77	\$6,840
G-13-400	380-415V, 3NAC, 3Ø, 10800W	2	24-3/16 x 23-9/16 x 16	140	6.77	\$8,067
Optional CHROME-PLATED GRIDDLE SURFACE for G13 models					ADD	\$1,830
	Cooking Surface 34" W x 18" D, Countertop Griddle					
G-19 208	208V, 3Ø (1Ø), 12.0KW	2	36-1/2 x 23-9/16 x 16	190	9.7	\$8,383
G-19 240	240V, 3Ø (1Ø), 12.0KW	2	36-1/2 x 23-9/16 x 16	190	9.7	\$8,383
G-19-400	380-415V, 3NAC, 3Ø, 16100W	2	36-1/2 x 23-9/16 x 16	190	9.7	\$10,334
Optional CHROME-PLATED GRIDDLE SURFACE for G19 models					ADD	\$2,286
	Cooking Surface 34" W x 24" D, Countertop Griddle					
G-23 208	208V, 3Ø (1Ø), 16.0KW	4	36-1/2 x 29-9/16 x 16	260	14.52	\$11,366
G-23 240	240V, 3Ø (1Ø), 16.0KW	4	36-1/2 x 29-9/16 x 16	260	14.52	\$11,366
G-23 480	480V, 3Ø (1Ø), 16.0KW	4	36-1/2 x 29-9/16 x 16	260	14.52	\$12,316
G-23 400	380-415V, 3NAC, 3Ø, 16000W	4	36-1/2 x 29-9/16 x 16	260	14.52	\$12,316
Optional CHROME-PLATED GRIDDLE SURFACE for G23 models					ADD	\$2,647
	Cooking Surface 46" W x 24" D, Countertop Griddle					
G-24 208	208V, 3Ø (1Ø), 21.5KW	4	36-1/2 x 29-9/16 x 16	260	14.52	\$15,948
G-24 240	240V, 3Ø (1Ø), 21.5KW	4	36-1/2 x 29-9/16 x 16	260	14.52	\$15,948
G-24 480	480V, 3Ø (1Ø), 21.5KW	4	36-1/2 x 29-9/16 x 16	260	14.52	\$16,148
G-24 400	380-415V, 3NAC, 3Ø, 21,500W	4	36-1/2 x 29-9/16 x 16	260	14.52	\$16,148
Optional GROOVED GRIDDLE SURFACE						
Optional GROOVED GRIDDLE SURFACE (cost for first 6" of grooving), Must specify location				ADD	\$1,466	
Optional GROOVED GRIDDLE SURFACE (cost for EACH ADDITIONAL 6" of grooving)				ADD	\$711	

- Built to Buyer's specification. May not be returned.
- Select models are field convertible from 3Ø to 1Ø.
- Voltage needs to be specified at time of order.
- Export models cannot be returned.
- Grooving is not available with chrome-plated surface.







Electric Built-In Griddles

Wellslok™ standard for easy installation



G236

Electric Built-In Griddles

Model No.	Description	No. of Thermostats	Size W x D [in]	Ship Wt. [lb]	Cubic Feet	Price
	Cooking Surface 22" W x 18" D, Built-In Griddle					
G-136 208/240	208/240V, 3Ø (1Ø), 6.8/9.0KW	2	24-3/16 x 23-9/16	120	5.84	\$7,423
G-136-400	380-415V, 3NAC, 3Ø, 10800W	2	24-3/16 x 23-9/16	120	5.84	\$8,292
	Cooking Surface 34" W x 18" D, Built-In Griddle					
G-196	208V, 3Ø (1Ø), 12.0KW	2	36-1/2 x 23-9/16	180	9.7	\$8,788
G-196-240	240V, 3Ø (1Ø), 12.0KW	2	36-1/2 x 23-9/16	180	9.7	\$8,788
G-196-480	480V, 3Ø (1Ø), 12.0KW	2	36-1/2 x 23-9/16	180	9.7	\$10,084
<i>Optional CHROME-PLATED GRIDDLE SURFACE for G196 models</i>					<i>ADD</i>	<i>\$2,286</i>
	Cooking Surface 34" W x 24" D, Built-In Griddle					
G-236	208V, 3Ø (1Ø), 16.0KW	4	36-1/2 x 29-9/16	292	14.52	\$11,784
	Cooking Surface 46" W x 24" D, Built-In Griddle					
G-246	208V, 3Ø (1Ø), 21.5KW	4	49 x 29-9/16	331	19.47	\$16,099
G-246-480	480V, 3Ø (1Ø), 32.0KW	4	49 x 29-9/16	331	19.47	\$18,664
Optional GROOVED GRIDDLE SURFACE						
<i>Optional GROOVED GRIDDLE SURFACE (cost for first 6" of grooving). Must specify location</i>					<i>ADD</i>	<i>\$1,466</i>
<i>Optional GROOVED GRIDDLE SURFACE (cost for EACH ADDITIONAL 6" of grooving)</i>					<i>ADD</i>	<i>\$711</i>

NOTES:

- Grooving is not available with chrome-plated surface.
- Export models cannot be returned.
- Custom grooved surfaces cannot be returned.
- Select models are field convertible from 3Ø to 1Ø.






Gas Countertop Griddles - WG models



Gas Countertop Griddles - WG models

Model No.	Description	Size W x D [in]	Ship Wt. [lb]	Cubic Feet	Price
	Thermostatic Controls - Gas Griddle				
WG-2424G	2 BURNERS - Cooking Surface 23-13/16"W x 20 1/2"D Natural Gas, 50,000 BTU/hour	23-13/16 x 25-3/8 x 12-3/8	210	11.3	\$10,018
WG-2436G	3 BURNERS - Cooking Surface 35 13/16"W x 20 1/2"D Natural Gas, 75,000 BTU/hour	35-13/16 x 25-3/8 x 12-3/8	291	17.32	\$12,621
WG-3036G	3 BURNERS - Cooking Surface 35 13/16"W x 24"D Natural Gas, 75,000 BTU/hour	35-13/16 x 30 x 12-3/8	325	21.24	\$15,697
WG-3048G	4 BURNERS - Cooking Surface 47 13/16"W x 24"D Natural Gas, 100,000 BTU/hour	47-13/16 x 30 x 12-3/8	423	26.71	\$17,637
<i>Built to buyer's specification, may not be returned</i>					
Optional GROOVED GRIDDLE SURFACE					
Optional GROOVED GRIDDLE SURFACE (cost for first 6" of grooving), Must specify location				ADD	\$1,466
Optional GROOVED GRIDDLE SURFACE (cost for EACH ADDITIONAL 6" of grooving)				ADD	\$711

Gas Countertop Griddle Accessories



Model No.	Description	Ship Wt. [lb]	Price
20563	Legs, set of four, 4" adjustable	5	\$258
20651	Scraper, for grooved griddles	1	\$291



HD Gas Countertop Griddles - HDG & HDTG models



HD Gas Countertop Griddles

Model No.	Description	Size W x D [in]	Ship Wt. [lb]	Cubic Feet	Price
	Manual Controls - HD Gas Griddle				
HDG2430G	2 BURNERS - Cooking Surface 23-3/4"W x 23-3/4"D Natural Gas, 60,000 BTU/hour	24-1/8 x 33-1/4 x 17	249	12.85	\$4,108
HDG3630G	3 BURNERS - Cooking Surface 35-3/4"W x 23-3/4"D Natural Gas, 90,000 BTU/hour	36-1/8 x 33-1/4 x 17	397	17.99	\$5,520
HDG4830G	4 BURNERS - Cooking Surface 47-3/4"W x 23-3/4"D Natural Gas, 120,000 BTU/hour	48-1/8 x 33-1/4 x 17	507	22.7	\$6,955
HDG6030G	6 BURNERS - Cooking Surface 60-1/8"W x 23-3/4"D Natural Gas, 150,000 BTU/hour	60-1/8 x 33-1/4 x 17	640	30.2	\$9,057
	Thermostatic Controls - HD Gas Griddle				
HDTG2430G	2 BURNERS - Cooking Surface 23-3/4"W x 23-3/4"D Natural Gas, 60,000 BTU/hour	24-1/8 x 33-1/4 x 17	249	12.85	\$6,906
HDTG3630G	3 BURNERS - Cooking Surface 35-3/4"W x 23-3/4"D Natural Gas, 90,000 BTU/hour	36-1/8 x 33-1/4 x 17	397	17.99	\$8,780
HDTG4830G	4 BURNERS - Cooking Surface 47-3/4"W x 23-3/4"D Natural Gas, 120,000 BTU/hour	48-1/8 x 33-1/4 x 17	507	22.7	\$11,433
HDTG6030G	6 BURNERS - Cooking Surface 60-1/8"W x 23-3/4"D Natural Gas, 150,000 BTU/hour	60-1/8 x 33-1/4 x 17	640	30.2	\$14,653

Natural gas models are field convertible to LP Gas – LP Gas regulators and orifices included

HD Gas Countertop Griddle Accessories

Model No.	Description	Ship Wt. [lb]	Price
20563	Legs, set of four, 4" adjustable	5	\$258



HD Gas Charbroilers - HDCB models

Natural or LP Gas

HDCB2430G

Cast iron top grates adjustable & reversible

Each burner has an adjustable air shutter control for optimum combustion

Each burner has ON/OFF control valves for infinite heat adjustment

Easily removable front panel for simple access to components




Cast iron radiants for even & consistent heat

Cast iron burners for higher temperatures & consistency

Removable drip pan for easy clean up

HD Gas Countertop Charbroilers

Model No.	Description	Size W x D [in]	Ship Wt. [lb]	Cubic Feet	Price
	Radiant - HD Gas Charbroilers				
HDCB1230G	2 BURNERS - Cooking Surface 12"W x 30"D Natural Gas, 40,000 BTU/hour	14 x 30-1/2 x 18-1/8	139	5.19	\$3,833
HDCB2430G	4 BURNERS - Cooking Surface 24"W x 30"D Natural Gas, 80,000 BTU/hour	24-1/8 x 30-1/2 x 18-1/8	293	18.71	\$5,121
HDCB3630G	6 BURNERS - Cooking Surface 36"W x 30"D Natural Gas, 120,000 BTU/hour	36-1/8 x 30-1/2 x 18-1/8	401	19.7	\$6,856
HDCB4830G	8 BURNERS - Cooking Surface 48"W x 30"D Natural Gas, 160,000 BTU/hour	48-1/8 x 30-1/2 x 18-1/8	514	25.61	\$9,421
<i>Natural gas models are field convertible to LP Gas – LP Gas regulators and orifices included</i>					

HD Gas Countertop Charbroiler Accessories

Model No.	Description	Ship Wt. [lb]	Price
20563	Legs, set of four, 4" adjustable	5	\$258



HD Gas Hot Plates - HDHP models

HDHP2430G

Durable cast iron burners provide consistent high temperatures and gentle low heat

Each burner has ON/OFF control valves for infinite heat adjustment

Natural or LP Gas

Easily removable front panel for simple access to components

Removable drip pan for easy clean up


Heavy-duty, cast iron top grates are built to last

Each burner has an adjustable air shutter control for optimum combustion

Adjustable 4" legs standard



HD Gas Countertop Hot Plates


Model No.	Description	Size W x D [in]	Ship Wt. [lb]	Cubic Feet	Price
	Standard - HD Gas Hot Plates				
	2 BURNERS Natural Gas, 53,000 BTU/hour	12 x 30-1/8 x 14-11/16	89	3.74	\$2,311
	4 BURNERS Natural Gas, 106,000 BTU/hour	23-3/4 x 30-1/8 x 14-11/16	225	12.85	\$3,480
	6 BURNERS Natural Gas, 159,000 BTU/hour	35-1/2 x 30-1/8 x 14-11/16	304	17.99	\$4,648
Natural gas models are field convertible to LP Gas – LP Gas regulators and orifices included					

HD Gas Countertop Hot Plate Accessories


Model No.	Description	Ship Wt. [lb]	Price
20563	Legs, set of four, 4" adjustable	5	\$258



Countertop Charbroilers Electric



Electric Countertop Charbroilers

Model No.	Description	No. of Controls	Size W x D x H [in]	Ship Wt. [lb]	Cubic Feet	Price
	Electric Charbroilers					
B-40 208	Cooking Surface 21-1/2" W x 14-1/2" D 208V, 3Ø (1Ø), 5.5 kW	2	24-3/4 x 23-1/2 x 15-3/8	80	7.81	\$9,800
B-40 240	Cooking Surface 21-1/2" W x 14-1/2" D 240V, 3Ø (1Ø), 5.5 kW	2	24-3/4 x 23-1/2 x 15-3/8	80	7.81	\$9,800
B-44 208	Cooking Surface 16" W x 20" D 208V, 3Ø (1Ø), 5.5 kW	1	19-5/16 x 29-5/16 x 15-3/8	85	8.02	\$9,474
B-50 208	Cooking Surface 32" W x 20" D 208V, 3Ø (1Ø), 11.0 kW	2	36-1/2 x 29-1/2 x 15-3/8	159	14.46	\$16,911
B-50 240	Cooking Surface 32" W x 20" D 240V, 3Ø (1Ø), 11.0 kW	2	36-1/2 x 29-1/2 x 15-3/8	159	14.46	\$16,911
B-50 400	Cooking Surface 32" W x 20" D 380-415V, 3Ø, 10800 W	2	36-1/2 x 29-1/2 x 15-3/8	159	14.46	\$17,978

NOTES:

- Built to Buyer's specification. May not be returned.
- Select models are field convertible from 3Ø to 1Ø.
- Voltage needs to be specified at time of order.
- Export models cannot be returned.
- Countertop Charbroiler accessories on next page.




Built-In Charbroilers Electric



Wellslok™ standard for easy installation

Electric Built-In Charbroilers

Model No.	Description	No. of Controls	Size W x D [in]	Ship Wt. [lb]	Cubic Feet	Price
	Electric Built-In Charbroilers					
B-406 208	Cooking Surface 21-1/2" W x 14-1/2" D 208V, 3Ø (1Ø), 5.5 kW	2	24-3/4 x 23-1/2	68	8.55	\$9,819
B-406 240	Cooking Surface 21-1/2" W x 14-1/2" D 240V, 3Ø (1Ø), 5.5 kW	2	24-3/4 x 23-1/2	68	8.55	\$9,819
B-406-400	Cooking Surface 21-1/2" W x 14-1/2" D 380-415V, 3Ø (1Ø), 5.5 kW	2	24-3/4 x 23-1/2	68	8.55	\$10,587
B-506 208	Cooking Surface 32" W x 20" D 208V, 3Ø, 11.0 kW	2	36-1/2 x 29-1/2	142	14.46	\$17,147
<i>Built to buyer's specification, may not be returned</i>						

Electric Charbroiler Accessories

Part No.	Description	Ship Wt. [lb]	Price
21708	Wire Broiler Brush	3	\$55
20141	Cord set, 30 AMP, 1Ø, NEMA 6-30P (B40 and B44)	1	\$126
20202	Grease Pan, replacement (B40 & B406)	5	\$682
20174	Grease Pan, replacement (B44, B50, B446 & B506)	4	\$682
21707	Broiler Grate (B40 & B406)	20	\$682
21706	Broiler Grate (B44, B50, B446 & B506)	25	\$798



Countertop Hot Plates Electric

CERAMIC



HC 125

Smooth, easy-to-clean surface works with all types of pans & skillets

Reduced cook time saves energy

FRENCH



H 70

Smooth, easy-to-clean Surface area provides even heat distribution for large pots & pans

SPIRAL



H 63




Self cleaning elements
Removable drip tray for easy cleaning



H 115



Electric Countertop Hot Plates

Model No.	Description	Size W x D x H [in]	Ship Wt. [lb]	Cubic Feet	Price
 CERAMIC TOP - Electric Hot Plates					
HC-100 120	SINGLE 7" ELEMENT - 1" legs, CERAMIC 120V, 1Ø, 1.4 kW, NEMA 5-15P	12-5/8 x 12-5/8 x 6-3/4	14	1.63	\$2,062
HC-125 208/240	SINGLE 9" ELEMENT - 1" legs, CERAMIC 208/240V, 1Ø, 1.9/2.5 kW, NEMA 6-15P	14-3/4 x 14 x 6-3/4	15	3	\$2,383
HC-125 230	SINGLE 9" ELEMENT - 1" legs, CERAMIC 220-240V, 1Ø, 2500 W	14-3/4 x 14 x 6-3/4	15	3	\$2,520
HC-225 208/240	DUAL 9" ELEMENTS - 1" legs, CERAMIC 208/240V, 1Ø, 3.8/5.0 kW, NEMA 6-30P	14-3/4 x 24-5/8 x 6-3/4	29	4.15	\$3,746
 SPIRAL TOP - Electric Hot Plates					
H-33 120	SINGLE 6" ELEMENT - 4" legs, SPIRAL 120V, 1Ø, 1.5KW, NEMA 5-15P	12-5/8 x 12-5/8 x 10	12	1.62	\$1,371
H-115 120	DUAL 6" ELEMENTS - 1" legs, SPIRAL 120V, 1Ø, 1.65 kW, NEMA 5-15P	14-3/4 x 23-9/16 x 7	21	3.35	\$2,199
H-63 208/240	DUAL 8" ELEMENTS - 4" legs, SPIRAL 208/240V, 1Ø (3Ø)*, 3.9/5.2KW, NO CORD SET	14-3/4 x 23-1/2 x 12-3/8	28	4.51	\$2,591
H-63CD 208/240	DUAL 8" ELEMENTS - 4" legs, SPIRAL 208/240V, 1Ø (3Ø)*, 3.9/5.2KW, NEMA 6-30P	14-3/4 x 23-1/2 x 12-3/8	28	4.51	\$2,717
 FRENCH TOP - Electric Hot Plates					
H-70 208/240	DUAL 9" ELEMENTS - 4" legs, FRENCH 208/240V, 1Ø (3Ø)*, 3.0/4.0KW, NO CORD SET	14-3/4 x 23-1/2 x 12-3/8	35	4.36	\$2,660

Select models are field convertible from 3Ø to 1Ø. Export models cannot be returned.

Electric Hot Plate Accessories

Part No.	Description	Ship Wt. [lb]	Price
21109	Legs, set of four, 1" plastic for countertop electric hotplates	1	\$117
20314	Legs, set of four, 4" adjustable plastic for all countertop electric hotplates	1	\$105
20563	Legs, set of four, 4" adjustable nickel-plated alloy for all countertop electric hotplates	5	\$258
21705	Drip Tray, model H63	5	\$113

* 3-Phase CSA Models Max Line Currents

Volts	L1	L2	L3
208	16.3	8.1	8.1
240	18.8	9.3	9.3



Built-In Hot Plates Electric

CERAMIC



HC 1256

FRENCH



H 706




SPIRAL



H 336



Electric Built-In Hot Plates

Model No.	Description	Size W x D [in]	Ship Wt. [lb]	Cubic Feet	Price
	CERAMIC TOP - Electric Built-In Hot Plates				
HC-1006	SINGLE 7" ELEMENT, CERAMIC 120V, 1Ø, 1.4 kW	12-5/8 x 12-5/8	15	3.13	\$2,247
HC-1256	SINGLE 9" ELEMENT, CERAMIC 208/240V, 1Ø, 1.9/2.5 kW	14-3/4 x 14	19	3.5	\$2,460
HC-1256-230	SINGLE 9" ELEMENT, CERAMIC 220-240V, 1Ø, 2500W	14-3/4 x 14	19	3.5	\$2,520
HC-2256	DUAL 9" ELEMENTS, CERAMIC 208/240V, 1Ø, 3.8/5.0 kW	14-3/4 x 24-5/8	31	4.15	\$4,098
	SPIRAL TOP - Electric Built-In Hot Plates				
H-336	SINGLE 6" ELEMENT, SPIRAL 120/208V, 1Ø, 19.5/26.0 kW	10" diameter	6	0.74	\$1,345
H-636	DUAL 8" ELEMENTS, SPIRAL 208/240V, 1Ø (3Ø), 3.9/5.2 kW	14-3/4 x 23-1/2	24	2.58	\$2,680
	FRENCH TOP - Electric Built-In Hot Plates				
H-706	DUAL 9" ELEMENTS, FRENCH 208/240V, 1Ø (3Ø), 3.0/4.0 kW	14-3/4 x 23-1/2	29	2.58	\$2,786
H-706-230	DUAL 9" ELEMENTS, FRENCH 220-240V, 1Ø, 4000W	14-3/4 x 23-1/2	29	2.58	\$2,911

Export models cannot be returned.



Instant-On Gas Hot Plate

INSTANT-ON HOT PLATE

Gas burner is ignited when pan is placed on the burner and turns-off when pan is removed

SAVE MONEY & ENERGY

Natural or LP Gas

Removable drip-pan for easy cleanup

Easily removable stainless steel front panel provides easy access to components

Remove panel for easy cleaning



H2412G


Instant-on sensors

Stainless steel rod-type-grates provide easy movement of cooking vessels

Operator-adjustable gas valves controls flame height and heat level



Instant-On Gas Hot Plates

Model No.	Description	Size W x D x H [in]	Ship Wt. [lb]	Cubic Feet	Price
	Instant-On Gas Hot Plates The pan actuator turns gas on when the pan is placed on the burner and automatically turns gas off when the pan is removed. This feature provides dramatic energy savings				
H-2412G	2 BURNERS - Instant-On 24,000 BTU/hour Specify Natural Gas or Propane when ordering	12-1/8 x 23-3/4 x 13-1/2	31	3.85	\$4,400
Natural gas models are field convertible to LP Gas					

Instant-On Gas Hot Plate Accessories

Part No.	Description	Ship Wt. [lb]	Price
20563	Legs, set of four, 4" adjustable	5	\$258
23179	Drip Tray	1	\$302



Heavy-Duty Drawer Warmers, Free Standing



RW1HD





RW2HD



- Deep drawers accept all standard 12" x 20" pans up to 6" deep, and are ideal for warming dinner rolls, breads, baked potatoes, tortilla chips, corn on the cob, vegetables, rice and more
- Adjustable front vent allows for temp and humidity control for each individual drawer
- Individual thermostatic controls per drawer for maximum versatility
- Fully insulated for heat retention & energy savings

Drawer Warmers - Free Standing

Model No.	Description	No. of Drawers	No. of Thermostat Controls	Size W x D x H [in]	Ship Wt. [lb]	Cubic Feet	Price
 FREE STANDING - Heavy-Duty Drawer Warmers							
RW-1HD 120	1 DRAWER - 4" legs, FREE STANDING 120V, 1Ø, 450W, NEMA 5-15P	1	1	29-1/4 x 21-1/2 x 14-7/8	77	7.93	\$5,011
RW1HD 208/240	1 DRAWER - 4" legs, FREE STANDING 208/240V, 1Ø, 338/450W, NEMA 6-15P	2	2	29-1/4 x 21-1/2 x 25	126	13.8	\$5,011
RW-2HD 120	2 DRAWERS - 4" legs, FREE STANDING 120V, 1Ø, 900W, NEMA 5-15P	2	2	29-1/4 x 21-1/2 x 25	126	13.8	\$8,657
RW-2HD 208/240	2 DRAWERS - 4" legs, FREE STANDING 208/240V, 1Ø, 676/900W, NEMA 6-15P	2	2	29-1/4 x 21-1/2 x 25	126	13.8	\$8,657
RW-3HD 120	3 DRAWERS - 4" legs, FREE STANDING 120V, 1Ø, 1350W, NEMA 5-15P	3	3	29-1/4 x 21-1/2 x 31-1/8	170	19.2	\$12,184
RW-3HD 208/240	3 DRAWERS - 4" legs, FREE STANDING 208/240V, 1Ø, 1014/1350W, NEMA 6-15P	3	3	29-1/4 x 21-1/2 x 31-1/8	170	19.2	\$12,184
 NARROW WIDTH, FREE STANDING - Heavy-Duty Drawer Warmers							
RWN-1 120	1 DRAWER - 4" legs, FREE STANDING NARROW-WIDTH 120V, 1Ø, 450W, NEMA 5-15P	1	1	20-1/4 x 26-5/16 x 14-7/8	69	7.93	\$5,324
RWN-2 120	2 DRAWERS - 4" legs, FREE STANDING NARROW-WIDTH 120V, 1Ø, 900W, NEMA 5-15P	2	2	20-1/4 x 26-5/16 x 25	110	13.8	\$8,964
RWN-3 120	3 DRAWERS - 4" legs, FREE STANDING NARROW-WIDTH 120V, 1Ø, 1350W, NEMA 5-15P	3	3	20-1/4 x 26-5/16 x 31-1/8	165	19.2	\$12,270

NOTES:

- Export models cannot be returned.
- Drawer Warmer Accessories (page 69)



Heavy-Duty Drawer Warmers, Built-In



RW16HD





- Narrow width models save space while accommodating standard 12" x 20" pans
- Durable and tough stainless steel tracks and bearings provide smooth and trouble-free operation
- Exclusive self-latching mechanism provides easy, one-touch and secure closing
- Drawers fully extend for easy loading & unloading



Example of
installed built-in
RW16HD



Drawer Warmers - Built-In

Model No.	Description	No. of Drawers	No. of Thermostat Controls	Size W x D x H [in]	Ship Wt. [lb]	Cubic Feet	Price
	BUILT-IN - Heavy-Duty Drawer Warmers						
RW-16HD 120	1 DRAWER, BUILT-IN 120V, 1Ø, 450W	1	1	29-1/4 x 21-1/2 x 10-7/8	68	7.93	\$5,162
RW-16HD 208/240	1 DRAWER, BUILT-IN 208/240V, 1Ø, 338/450W	1	1	29-1/4 x 21-1/2 x 10-7/8	68	7.93	\$5,162
RW-26HD 120	2 DRAWERS, BUILT-IN 120V, 1Ø, 900W	2	2	29-1/4 x 21-1/2 x 21	115	13.8	\$8,492
RW-26HD 208/240	2 DRAWERS, BUILT-IN 208/240V, 1Ø, 676/900W	2	2	29-1/4 x 21-1/2 x 21	115	13.8	\$8,492
RW-36HD 120	3 DRAWERS, BUILT-IN 120V, 1Ø, 1350W	3	3	29-1/4 x 21-1/2 x 31-1/8	191	19.2	\$11,824
RW-36HD 208/240	3 DRAWERS, BUILT-IN 208/240V, 1Ø, 1014/1350W	3	3	29-1/4 x 21-1/2 x 31-1/8	191	19.2	\$11,824
	NARROW WIDTH, BUILT-IN - Heavy-Duty Drawer Warmers						
RWN-16 120	1 DRAWER, BUILT-IN NARROW WIDTH 120V, 1Ø, 450W	1	1	20-1/4 x 26-1/2 x 10-7/8	63	7.93	\$5,237
RWN-16 208/240	1 DRAWER, BUILT-IN NARROW WIDTH 208/240V, 1Ø, 338/450W	1	1	20-1/4 x 26-1/2 x 10-7/8	63	7.93	\$5,237
RWN-26 120	2 DRAWERS, BUILT-IN NARROW WIDTH 120V, 1Ø, 900W	2	2	20-1/4 x 26-1/2 x 21	120	19.2	\$8,743
RWN-26 208/240	2 DRAWERS, BUILT-IN NARROW WIDTH 208/240V, 1Ø, 676/900W	2	2	20-1/4 x 26-1/2 x 21	120	19.2	\$8,743

NOTES:

- Export models cannot be returned.
- Drawer Warmer Accessories (page 69)

Drawer Warmer Accessories

Part No.	Description	Ship Wt. [lb]	Price
DRAWER WARMER ACCESSORIES			
20624	Humitrol Rack, 11/16" high, one per drawer warmer	3	\$279
21488	Replacement Pan, 12" x 20" (RW series)	10	\$441
22228	Replacement Pan, 12" x 20" (RWN series)	10	\$441
21607	Leg Kit, set of (4) 6" adjustable, stainless steel body, plastic foot	6	\$441
20576	Leg Kit, set of (4) 6" stainless steel	6	\$704
20563	Leg Kit for drawer warmers	6	\$258
21034	Caster Kit, set of (4) 2 with front brakes, raises unit 10" nominal height (RW series) Includes welded base frame for added support	16	\$1,338
21947	Caster Kit, set of (4) 2 with front brakes, raises unit 3-1/2" nominal height (RW series)	19	\$1,213
22025	Caster Kit, set of (4) 2 with front brakes, raises unit 2-1/4" nominal height (RW series) Includes welded base frame for added support	12	\$1,338
22073	Caster Kit, set of (4) 2 with front brakes raises unit 10" nominal height (RWN series) Includes welded base frame for added support	10	\$1,338
22201	Caster Kit, set of (4) 2 with front brakes, raises unit 3-1/2" nominal height (RWN series)	13	\$888
22409	Caster Kit, set of (4) 2 with front brakes, raises unit 2-1/4" nominal height (RWN series)	10	\$1,129



RW16HD



Waffle Bakers Traditional & Belgian



BELGIAN

7" diameter 5/8" deep
aluminum cast grids

BWB1SE

TRADITIONAL

7" diameter 1/4" deep
aluminum cast grids

WB1E



Waffle Bakers

Model No.	Description	Size W x D x H (closed) [in]	Ship Wt. [lb]	Cubic Feet	Price
 TRADITIONAL - Waffle Bakers with Electronic Controls					
WB-1E 120	TRADITIONAL, SINGLE - 7" GRID, 1/2" legs 120V, 1Ø, 900W, NEMA 5-15P	10-1/8 x 13-1/2 x 8-3/4	15	1.6	\$3,318
WB-1E 208/240	TRADITIONAL, SINGLE - 7" GRID, 1/2" legs 208/240V, 1Ø, 675/900W, NEMA 6-15P	10-1/8 x 13-1/2 x 8-3/4	15	1.6	\$3,318
WB-1E 230	TRADITIONAL, SINGLE - 7" GRID, 1/2" legs 220/240V, 1Ø, 750/900W, CEE7/7	10-1/8 x 13-1/2 x 8-3/4	15	1.6	\$3,318
WB-2E 120	TRADITIONAL, DUAL - 7" GRIDS, 1/2" legs 120V, 1Ø, 1800W, NEMA 5-20P	19-13/16 x 13-1/2 x 8-3/4	28	3	\$5,539
WB-2E 208/240	TRADITIONAL, DUAL - 7" GRIDS, 1/2" legs 208/240V, 1Ø, 1350/1800W, NEMA 6-15P	19-13/16 x 13-1/2 x 8-3/4	28	3	\$5,539
WB-2E 230	TRADITIONAL, DUAL - 7" GRIDS, 1/2" legs 220/240V, 1Ø, 1500/1800W, CEE7/7	19-13/16 x 13-1/2 x 8-3/4	28	3	\$5,539
 BELGIAN - Waffle Bakers with Electronic Controls					
BWB-1SE 120	BELGIAN, SINGLE - 7" GRID, 1/2" legs 120V, 60Hz, 1Ø, 900W, NEMA 5-15P	10-3/16 x 14 x 10-9/16	30.2	2.93	\$6,779
BWB-1SE 208/240	BELGIAN, SINGLE - 7" GRID, 1/2" legs 208/240V, 60Hz, 1Ø, 9676/900, NEMA 6-15P	10-3/16 x 14 x 10-9/16	30.2	2.93	\$6,779
BWB-1SE 230	BELGIAN, SINGLE - 7" GRID, 1/2" legs 220/240V, 60Hz, 1Ø, 900W, CE VII 436U	10-3/16 x 14 x 10-9/16	30.2	2.93	\$9,025

Waffle Baker - Accessory

Part No.	Description	Ship Wt. [lb]	Price
21489	Drip Tray for WB1E and WB2E Waffle Bakers	1	\$175

Алматы (727)345-47-04
Ангарск (3955)60-70-56
Архангельск (8182)63-90-72
Астрахань (8512)99-46-04
Барнаул (3852)73-04-60
Белгород (4722)40-23-64
Благовещенск (4162)22-76-07
Брянск (4832)59-03-52
Владивосток (423)249-28-31
Владикавказ (8672)28-90-48
Владимир (4922)49-43-18
Волгоград (844)278-03-48
Вологда (8172)26-41-59
Воронеж (473)204-51-73
Екатеринбург (343)384-55-89

Иваново (4932)77-34-06
Ижевск (3412)26-03-58
Иркутск (395)279-98-46
Казань (843)206-01-48
Калининград (4012)72-03-81
Калуга (4842)92-23-67
Комарово (3842)65-04-62
Киров (8332)68-02-04
Коломна (4966)23-41-49
Кострома (4942)77-07-48
Краснодар (861)203-40-90
Красноярск (391)204-63-61
Курск (4712)77-13-04
Курган (3522)50-90-47
Липецк (4742)52-20-81

Магнитогорск (3519)55-03-13
Москва (495)268-04-70
Мурманск (8152)59-64-93
Набережные Челны (8552)20-53-41
Нижний Новгород (831)429-08-12
Новокузнецк (3843)20-46-81
Ноябрьск (3496)41-32-12
Новосибирск (383)227-86-73
Омск (3812)21-46-40
Орел (4862)44-53-42
Оренбург (3532)37-68-04
Пенза (8412)22-31-16
Петрозаводск (8142)55-98-37
Пермь (8112)59-10-37
Псков (342)205-81-47

Ростов-на-Дону (863)308-18-15
Рязань (4912)46-61-64
Самара (846)206-03-16
Санкт-Петербург (812)309-46-40
Саратов (845)249-38-78
Севастополь (8692)22-31-93
Саранск (8342)22-96-24
Симферополь (3652)67-13-56
Смоленск (4812)29-41-54
Сочи (862)225-72-31
Ставрополь (8652)20-65-13
Сургут (3462)77-98-35
Сыктывкар (8212)25-95-17
Тамбов (4752)50-40-97
Тверь (4822)63-31-35

Тольятти (8482)63-91-07
Томск (3822)98-41-53
Тула (4872)33-79-87
Тюмень (3452)66-21-18
Ульяновск (8422)24-23-59
Улан-Удэ (3012)59-97-51
Уфа (347)229-48-12
Хабаровск (4212)92-98-04
Чебоксары (8352)28-53-07
Челябинск (351)202-03-61
Череповец (8202)49-02-64
Чита (3022)38-34-83
Якутск (4112)23-90-97
Ярославль (4852)69-52-93

Россия +7(495)268-04-70

Казахстан +7(727)345-47-04

Беларусь +3(75)257-127-884

Узбекистан +998(71)205-18-59

Киргизия +996(312)96-26-47